

# CELEBRATION N

OF NEEDLEWORK

THE SHERATON NASHUA HOTEL

May 2 - May 6, 2007

## Welcome...

...to the 12<sup>th</sup> annual Celebration of Needlework in beautiful tax-free Nashua, New Hampshire. Our eleven years of consumer shows have been dedicated to the stitchers who have supported the designers and independent shop owners for so many years. We offer these loyal customers the most unique independent retailers from the north-east and beyond, now offering five days of educational opportunities and three days of shopping, relaxation, and fun.

Celebration of Needlework is your annual chance to shop the largest needlework "shopping center" in New England, bursting with many one-of-a-kind, top quality, supplies and accessories. It is a stitcher's dream – fabulous fibers, luxurious fabrics, irresistible designs, outstanding finishing ideas, and 100s of items you never knew you needed. We will have a second show this year in Louisville, KY September 12<sup>th</sup> to September 16<sup>th</sup>. Details for the Louisville show are on our website and registration will open in May, 2007.

Celebration organizers have spent the past year reviewing proposals for more of the outstanding classes you have become accustomed to. Classes are designated as one of five skill levels to help you select the classes best suited to your personal expertise. Each description on the roster will include challenging designs, new stitches, finishing ideas and techniques, fabric color and count, and fibers used. Our teachers are an ensemble of talented needle artists who will encourage you to attain higher levels of craftsmanship and nurture you to overcome poor habits. We know you'll have a difficult time choosing from the long list of exciting offerings.

Class space is limited and most classes are offered only once over the five days. Please register early, as classes are filled on a first-come, first-served basis. Visit our website, [www.celebrationofnw.com](http://www.celebrationofnw.com), to see color photographs and enlargements of class projects. Updates will be posted on our continuously revised website, so keep visiting and check out the beautiful project photos for this year's classes.

Pack up your stitching tote with your favorite necessities and bring any additional lighting/magnification you may require.

## Membership

A \$30 Membership to Celebration of Needlework brings you many great benefits: a 5% discount on all classes that you register for in advance of the deadline date, free admission to the wonderful shopping center during any of the hours it is open, and a 2007 souvenir pin. In addition, you will be given priority registration. Annual membership is valid for one calendar year (Jan 1—Dec. 31.) Look for the appropriate box on the registration form and include this fee in your total. If you've attended Celebration in the past you will recognize this as a great value.

## Special Events

Our 12<sup>th</sup> Anniversary Celebration will be filled with thrilling classes, events, and lectures for you to attend. Once again, Susan Greening Davis will be our emcee for the weekend. She continues to teach classes, will be your hostess for the Saturday Night Event and has created a special keepsake of needlework that you will love. This fast paced night features a little fun, some learning, a kit, a gift, yummy dessert buffet, and the Silent Auction. During the weekend don't forget to look for our display of gift baskets and purchase a raffle ticket to benefit Dana Farber Breast Cancer Research. Round Robins will feature two classes run simultaneously on Friday, with four teachers in each class and an additional Round Robin will be held on Sunday. This year we have two presentations; one by Tricia Wilson Nguyen who will speak about the reproduction of an embroidered 17th century jacket and one by Aimee Newell about sewing tools of the 1700s and 1800s. As always, we have a free Meet & Greet opportunity on Thursday night featuring some of our teachers and their projects.

Please look over the registration form and consider these great special events!

## REGISTRATION PACKETS

Upon your arrival, please stop at the Celebration of Needlework desk to pick up your Registration packet.

## BASIC SUPPLIES FOR STITCHERY CLASSES

Your class fee includes a complete project kit, but be sure to note any supplies you are asked to bring along in the class description.

Also, bring the following to every class: Hoop or frame (4-6 inch diameter), ruler, pins, highlighter, very small sharp pointed scissors, and any other needlework tools you like to use. **Also, please read all class descriptions carefully to determine if you think you will need to bring light and/or magnification.**

## CELEBRATION OF NEEDLEWORK SHOPPING CENTER HOURS

**Friday and Saturday:** 9 am to 5 pm  
**Sunday:** 9 am to 2 pm

**Admission:** \$7.00 per day or  
\$18.00 for a 3 day pass

*For your safety, no strollers will be allowed in the Shopping Center.*

## Exhibiting Retailers & Designers

### Britstitch

770-832-6273 | [www.britstitch.com](http://www.britstitch.com)

### Cedar Hill Designs

937-277-1287 | [www.cedarhillxstitch.com](http://www.cedarhillxstitch.com)

### Cindy Valentine Designs

563-386-0640 | [www.cindyvalentine.com](http://www.cindyvalentine.com)

### Chris's Collection

413-569-5502

### Cross Stitch Corner

615-356-5395

### Cross Stitch Wonders

269-353-3310 | [www.crossstitchwonders.com](http://www.crossstitchwonders.com)

### Counted Stitches

803-279-1867 | [www.counted-stitches.com](http://www.counted-stitches.com)

### Crossed Wing Collection

715-258-5915 | [www.crossedwing.com](http://www.crossedwing.com)

### Images Stitchery Design

410-745-4379 | [www.imagesstitcherydesign.com](http://www.imagesstitcherydesign.com)

### J. Designs

952-884-7790 | [www.jdesignsbyjulie.com](http://www.jdesignsbyjulie.com)

### Mimi's Attic

866-619-8620 | [www.mimisattic.com](http://www.mimisattic.com)

### Olde Colonial Designs

781-834-8836 | [www.oldecolonialdesigns.com](http://www.oldecolonialdesigns.com)

### Olde Willow Stitchery Threads

440-205-1863 | [www.oldewillowstitchery.com](http://www.oldewillowstitchery.com)

### Scandinavian Stitches

203-637-6832 | [www.scandinavianstitches.com](http://www.scandinavianstitches.com)

### Simply Old Fashioned

800-938-0280 | [www.simplyoldfashioned.com](http://www.simplyoldfashioned.com)

### Stencil N Stitch

570-688-1218 | [www.stencilnstitch.com](http://www.stencilnstitch.com)

### Sunflower Samplings

815-455-2919

### The Finishing Touch

502-429-8832 | [finishingtouchshoponline.com](http://finishingtouchshoponline.com)

### The Heart's Content

920-494-9434 | [www.theheartscontent.com](http://www.theheartscontent.com)

### The Needle's Work Antiques

309-263-7766 | [www.needleworkantiques.com](http://www.needleworkantiques.com)

### Tokens & Trifles

508-428-9038 | [www.tokensandtrifles.com](http://www.tokensandtrifles.com)

### Tristan Books Designs

910-767-8414 | [www.tristanbooks.com](http://www.tristanbooks.com)

### Yankee Cross Stitch

603-964-9434 | [www.yankeecrossstitch.com](http://www.yankeecrossstitch.com)

**Wednesday Morning**

**91**  
**\$148.50**

**Photo  
not Available  
at  
Time of Printing**

**The Mermaids Etui**

**Elizabeth Talledo, Finger Work Designs**  
\*Unpublished, Exclusive Teaching Piece  
\*8:00 am–12:45 pm  
\*Intermediate, Maximum 25 students

This lovely mermaid and her creatures of court are stitched and wool appliquéed to make this a functioning etui. Here is an opportunity to explore the revised art of wool appliqué, surface embroidery, construction and finishing techniques. You will learn how to transfer a pattern, cut wool, work with hand dyed thread, and to use semi-precious stones and bead embellishments. The finishing will give you practice with hedebo rings for closure and magnets for the front flap. The class time will be spent on one section of the etui to learn all of the stitches and techniques necessary to complete the project. Finishing instructions will be covered during class.

**Kit includes:** Cotton, silk and wool threads, needles, beads, semi-precious beads, wool for etui and appliqué, directions, finishing materials and pictures. **Bring paper scissors, heavy scissors to cut wool and pencil.**

**92**  
**\$115.00**

**A Colonial Sampler**

**Eileen Bennett,  
The Sampler House**  
\*Exclusive Teaching Piece  
\*8:00 am–12:45 pm  
\*Intermediate/Advanced,  
Maximum 30 students




*A Colonial Sampler* features 22 band designs teamed with scattered motifs which were popular during the 16th and 17th centuries. Motifs include acorns, birds, berries and geometric forms. These have been worked with a variety of period stitches which include back and flat stitches, queens, partial queens, buttonhole bars, small Algerian eyes, four-sided, diagonal rice, double rice, double cross, and cross stitches. Additional stitches comprise dividing bands of flower and acorn patterns. The model was worked on 35ct cream linen and measures 2.7" x 8.6". (Students may bring cream linen of their choice. Stitch count is 48 x 151 Add 3 "to each measurement for framing or hemming).

**Kit includes:** Linen, 8 skeins of DMC floss, #80 Special Dentelles, #24 needle, charting, stitch diagrams with instruction sheets, photo, washing instructions, a 2 page bibliography of sampler stitching. **Bring a 4 or 5" hoop if used, pencil, and light magnification if needed.**

**CELEBRATION OF NEEDLEWORK**  
Reserves the right to cancel any class with low enrollment (less than 10 Students)

**94**  
**\$225.00**



**Album, Part 1**

**Lauren Sauer, Forget Me Nots In Stitches**  
\*Exclusive Teaching Piece  
\*9:00 am–1:45 pm  
\***Part 2 included:** Thurs 8:00 am–12:45 pm  
\*Advanced, Maximum 24 students

Inspiration for this "object d'art" comes from the palm sized books of long ago used to record autographs and sweet sentiments of friendship, encouragement, loss and celebration. Album, double folded, is comprised of six embroidered panels, each capturing the essence of a Massachusetts sampler style in miniature. Bound into the main spine are 3 pocket pages into which can be slipped small mementos from your family's history. Album was also created to celebrate the scrimshaw art of Marcy Pomfret. The album can be adorned with two scrimshaw buttons and appliqué pockets protect two pieces, a ruler and a thread winder. A gorgeous palette of 36 silk and cotton threads is used to captivate your needlework skills on natural and ivory linens.

**Kit includes:** Linen, fibers, ribbon, needles, all finishing materials, charts, diagrams, instructions and assembly directions. Dragonfly scrimshaw not included. **Bring light magnification if needed.**

**Wednesday Afternoon**

**95**  
**\$85.00**



**Clarra D. Whittemore Sampler -  
Old Sturbridge Village Collection**

**Robin Laukhuf, Olde Willow Stitchery**  
\*1:00 pm–3:45 pm  
\*Intermediate, Maximum 25 students

This petite sampler in green and peach colors on 40 ct lambs wool is from the OSV collection. Cross stitch over one and two, chain stitch, saw tooth border and freehand embroidery are techniques to be taught in class. Learn how to hem-stitch the edges. The free hand embroidery makes this reproduction sampler very unique. Robin will tell you all about the little girl who wrought this project.

**Kit includes:** Fabric, 14 skeins of OWS floss, needle, and chart, picture of sampler, transfer pen and chart for embroidery. **Bring Q-snaps and magnifier if needed.**



**96**  
**\$110.00**



**Sheep in the Meadow Basket Top**

**Barbara Jackson, Tristan Brooks**  
\*Exclusive Teaching Piece  
\*1:00 pm–4:45 pm  
\*Intermediate, Maximum 20 students

Frolicking sheep and a shepherdess with rather exotic tastes in outerwear are the focus of this idyllic scene that sits upon a little basket just the perfect size for your scissors and needles. The design is created mainly with overdyed silks. Each student's work will be totally different depending on how they manipulate the overdyes and the direction of their stitches. What fun! Even the shepherdess can get into the act - her vari-colored dress is actually one strand of silk. The sheep's new coats are worked in very fine Lorikeet wool. French knot flowers add bits of texture to the smooth mosaic stitch used for the grass. Inside the box is a beautiful fob featuring a single lamb happily munching the new spring grass. Complete instructions will be given for finishing the basket top, including the addition of a needle keeper on the inside top.

**Kit includes:** Linen, threads, backing board, needles, stretcher bars, tacks, instructions, and finishing instructions. Lining not included allowing students to personalize the design. **Bring light magnification if needed.**

**98**  
**\$93.00**



**Susan's Classic  
Snippet Pouch and Carrier**

**Susan Greening Davis,  
Still Stitching with Susan, LLC**  
\*Exclusive Teaching Piece  
\*3:00 pm–6:45 pm  
\*Intermediate, Maximum 24 students

This is going to be your most favorite gadget! A place for your ort snippets, needles and pins, glasses, scissors, and who knows what else. The practice piece, on a larger count fabric, is a delightful pouch to store it in.... two projects in this class. It will set beside you wherever you are stitching and you will USE it! Promise! Study the vintage technique of this self-finishing project where we will you withdrawn fabric threads. You will learn the H-Hem stitch and nine other stitches plus a cross stitch replica of lace from the 1700s.

**Kit includes:** 35ct natural linen, silk and cotton threads, special hand dyed ribbon, chart, needle, instructions. **Bring light magnification if needed.**

## Wednesday Evening

90S-NH  
\$29.00



### Reproduction of an Embroidered 17th Century Jacket @ Plymouth Plantation

Tricia Wilson Nguyen, Thistle Threads

\*Lecture/Presentation

\*6:00 pm–8:00 pm

\*All levels, All welcome

In November of 2006, Plimoth Plantation launched a project to research and reproduce a 17th century English embroidered jacket for their upcoming 2008 exhibit 'Adornments'. Embroidered jackets of the 1620's-1630's were fashionable attire for wealthy women and showcased the professional embroiderer's skill. Golden coiled stems, a profusion of glittering silk flowers, and fauna such as birds, butterflies and bugs were scattered across the linen using a variety of stitches. This lecture will discuss the research into how they were produced, show examples of jackets from the time period, and overview the project and progress to date. The project is being run in collaboration with the embroidery community and opportunities to get involved in this monumental project will be overviewed.

Lecturers: Jill Hall, Manager of Colonial Wardrobe and Textiles at Plimoth Plantation and Tricia Wilson Nguyen, advisor on embroidery to project.

## Thursday Morning

103  
\$85.00



### Berries for You!

#### Needlecase

Barbara Jackson,

Tristan Brooks

\*Exclusive Teaching Piece

\*8:00 am–12:45 pm

\*Advanced, Maximum 20

A place to rest your scissors and needles is always a stitching necessity. This sweet little case features springtime strawberries and cornflowers worked in crewel stitches that give fantastic results. The secret is careful color manipulation and stitches that give the illusion of serious shading. Seeding satin, trellis, and closed fly will all have their moment in the spotlight and wow you with their clever ways of creating interest and texture. The threads are not the usual "one yarn, three colors" but hand dyed Heathway Merino from England, Silk and Wool Pearsall's silks, and those wonderful silk/wool combination threads from Gumnuts. Proper techniques will be stressed to help you improve your skills with a crewel needle. Both the novice and the experienced stitcher will have a fun, relaxed time.

**Kit includes:** Linen with drawn design, muslin, fibers, needles and instructions. **Bring a heavy wooden hoop 7" - 8" with deep sides, preferably with table clamps, floor stand or sit-upon platform (thin sided hoops not appropriate), light and magnification if needed.** Hoops available at: [www.tristanbrooks.com](http://www.tristanbrooks.com).



104  
\$150.00

### The 1800's House Workbox Marcia Brown Smith, The Binding Stitch

\*Repeat class for those who missed out last year

\*8:00 am–12:45 pm

\*Intermediate, Maximum 24 students

Elsie Di Cassio captures a packet ship under full sail passing the 1800's House in Nantucket. Painted in New England style, the scene graces the lid with hand-grained sides creating a collectible paper Mache box perfect for stitching accessories. Marcia Brown has reproduced in needleart Elsie's painted scene to grace the interior bottom of the box. Rich shades of greens and blues collide in a stria silk to finish the luxurious box interior. The stitched design is completed on 32ct off-white linen using overdyed silks, Sampler Threads, and floss. A masterful object d'art depicting the glorious sailing days in Nantucket will be a class desired by those looking for a premier design to show off.

**Kit includes:** Linen, silks, overdyed silks, Sampler Threads, silk lining, silk ribbons, mounting materials, text, graphics, needle, photo, and Hand Painted Oval Box. **Bring craft scissors and lighting.**

105  
\$125.00



### Land of Hope Sampler

Eileen Bennett, The Sampler House

\*Exclusive Teaching Piece

\*8:00 am–12:45 pm

\*Intermediate, Maximum 30 students

Acorns abound on this petite-sized sampler measuring 8" x 9" on 32ct antique ivory Belfast. Worked predominately in rich browns, cream and greens with a touch of red and black, you will embroider this symbol of strength and fertility with a variety of olde sampler stitches that were part of every schoolgirl's lessons in needlework and beloved by the 18th and 19th century needleworker. Framed with a three-sided acorn vine border, a variety of traditional sampler motifs are used along with its verse, "In the land of hope there is never any Winter." Included among many other stitches is the hollie point stitch, a closely-guarded needlework technique practiced and kept confidential by the Catholic nuns in centuries past. Eileen will share with you her favorite stitching tips and techniques, the interesting history of samplers and the various stitches.

**Kit includes:** Linen, 8 skeins of DMC threads, needle, charting, and stitch diagrams with instruction sheets, photo, washing instructions, and a two page bibliography of sampler stitching. **Bring a 4 or 5" hoop if you use one, pencil, and light and or magnification if needed.**

## THURSDAY NIGHT PREVIEW

Our Thursday Night Preview from 5-7pm is the perfect opportunity to find your old stitching friends and get to know new ones.

You will also be able to meet instructors who have arrived on Thursday (bring along a chart/book for autographing!)

As an added treat some of our project models will be on display and you may sign up for any classes that are not yet full.

106-NH  
\$185.00



### Fair Charlotte's Souvenir Pyn Purse and Doll

Sherri Jones, Patrick's Woods

\*Exclusive Teaching Piece

\*8:00 am–12:45 pm

\*Intermediate, Maximum 30 students

The 1800's ballad of Fair Charlotte tells the story of a beautiful but vain young woman's tragic sleigh ride to a New Year's Eve Ball. The popularity of the ballad coincided with the popularity of small dolls produced in German porcelain factories. These dolls became known as "Frozen Charlottes" and were very popular with girls as well as their mothers. The dolls were fashioned in many novelties and souvenirs of the day, including sewing novelties. Charlotte's ballad provides the theme for this Souvenir Pyn Purse with its doll pincushion companion. The purse is styled similar to an antique French souvenir purse. It is stitched on 32ct blue linen with silk floss and measures 5" wide by 15" long, unfolded and 4" high closed. It unfolds to three sections: a gusseted pocket and two tool pads. The purse is lined with crème moiré and trimmed with French silk ribbon, twisted cord purse strings, brass fittings on the purse handles and a brass bar on the flap. It is fitted with a 2" Charlotte doll from an antique German mold and is dressed as a pincushion, wool felt glove figural needle safe, wool felt muff emery, and other favorite sewing tools that you may add. To complete the purse, a tiny printed book of Fair Charlotte's Ballad is tucked in a pocket. You will hear Fair Charlotte's charming tale along with some delightful trivia about the dolls and then see a sampling of antique dolls and novelties. This is a companion piece to Fair Charlotte's Button Purse and Thread Waxer.

**Kit includes:** Reproduction doll, presentation box, written instructions, graphs and multiple photos, linen, moiré, felted wool, silks, cottons, ribbons, brass bar, brass caps, 4 buckles, 2 buttons, needles, interfacing, crinoline, timtex, hooks and eyes, printed ballad book. Bring sharp sewing needles, fabric marking pen, dressmaker shears, paper craft scissors, ruler, and pen.

## SPECIAL NOTE ABOUT CLASS TIMES

Classes will end 15 minutes before the published time to allow for clean-up and to make sure students have enough time to get to their next class.

108  
\$96.00



### A Journey of Susan's Verses

Susan Greening Davis,  
Still Stitching with Susan, LLC

- \*Exclusive Teaching Piece
- \*8:00 am–12:45 pm
- \*Intermediate, Maximum 20 students

Join Susan Greening Davis on this needlework adventure of her verses. You will study 16 delightful stitches and a self-finishing technique that will take you to new heights of creativity. You may begin on the actual project or Susan will offer samples of larger count fabric to practice on.

A needlewoman is always looking for an orderly yet beautiful way to keep her tools close at her side. Susan has created the "perfect pretty" in one of her famous boxettes. 35ct natural linen from Brussels is to be adorned with overdyed floss, solid color floss, linen thread, treasure braid and hand-dyed ribbon. This beauty can sit beside your needlework area or be untied to ravel flat on any excursion. You will learn in a relaxed atmosphere, making the most difficult task enjoyable and fun.

94  
\$225.00



2-Part  
Class

### Album, Part 2

Lauren Sauer, Forget Me Nots In Stitches

- \*Exclusive Teaching Piece
- \*Thurs 8:00 am–12:45 pm
- \*Part 1 included: Wed 9:00 am–1:45 pm
- \*Advanced, Maximum 24 students

This is the second part of Lauren Sauer's Album. The first class is Wednesday morning.

### SKILL LEVELS

**All:** Suitable for everyone

**Beginner:** Knows how to thread a needle and has basic sewing knowledge

**Beginner/Intermediate**

**Intermediate:** Reads moderately complex cross stitch charts calling for many color changes and worked in a variety of stitches; has worked over 2 threads on linen or other even-weave fabrics

**Intermediate/Advanced**

**Advanced:** As a stitcher, you are familiar with most counted-thread stitches, are experienced and at ease stitching on fine-count fabrics, and enjoy learning complex techniques.

### Thursday Afternoon

110  
\$95.00



### The Monogram Sampler

Catherine Strickler, Indigo Rose

- \*Exclusive Teaching Piece
- \*12:00 pm–3:45 pm
- \*Advanced, Maximum 30 students

The focal point of this 9"x 9" sampler on 34ct raw linen stitched in Tiramisu and Walnut Waterlilies is your initial stitched in numerous styles interspersed with sampler motifs using a variety of stitches. The over dyed silks guarantee that no two initials will ever be the same!

**Kit includes:** Fibers, Legacy linen, color photo, needle, charts and complete instructions. **Bring light and or magnification if needed.**

111  
\$125.00



### Beginning Punch Needle Embroidery

Charlotte Dudney,  
Designs from the Pepr Pot

- \*Exclusive Teaching Piece
- \*1:00 pm–3:45 pm
- \*Beginner, Maximum 15 students

This class will cover basic punch needle instruction using the CTR 3-strand punchneedle. Charlotte will discuss and demonstrate different techniques such as pile depth, clipping, sculpting, and manipulating different types of thread. Each participant will work on a small pin project using supplies provided in class. An overview of finishing and framing will be discussed. Each student will also receive an exclusive pattern.

**Kit includes:** Pattern printed on fabric, Weeks Dye Works floss, DMC floss, 3-strand CTR punch needle, cording for finishing and a 5" hoop. **Bring small 3 1/2" curved tip scissors and light magnification if needed.**

112  
\$78.00



### Knot a Pocket

Teresa Layman,  
Teresa Layman Designs

- \*Unpublished, Exclusive Teaching Piece
- \*1:00 pm–3:45 pm
- \*Beginner, Maximum 25 students

In this class you'll learn to do miniature knotwork for the flap of a beautiful pocket.

200 years ago pockets were an addition to your outfit – Teresa is reviving the practice with a beautiful pocket that can be worn on a belt or used as an Eyeglass/iPod/Cellphone Case. Learn the beautiful art of miniature knotwork. We'll cover how to make French and Colonial Knots, shading with knots and which knots to use in particular areas of a design for the best effect. Ask anyone who learned the technique last year... It's great to be a "Knotty" Girl!

**Kit includes:** Printed Fabric, needles, floss, hoop, cord for piping, fabric & lining for case, batting, stitch diagrams, instructions, color key, patterns, and construction guide.

113  
\$138.50



### Sew My Mark Box

Elizabeth Talledo,  
Finger Work Designs

- \*Unpublished, Exclusive Teaching Piece
- \*1:00 pm–4:45 pm
- \*Intermediate, Maximum 25 students

Sew My Mark is a stitching set that comes with a navy blue faux painted shaker box. The stitching set includes a sewing case with mattress pin cushion, a scissor fob and a band with verse "Needle and Thread sew my mark" Let history show it is my art." The band is stitched with 32 Count Lakeside Linen using needlepoint silk colors of Maroon and Navy Blue creating a band of delicate strawberries and acorns. Each end of the verse is bracketed with a stag. The bottom of the box has a cartouche stitched primarily in navy blue and can be personalized. The needle case has a 17th century style Stitched holding her sampler in hand.

**Kit includes:** Hand painted wooden shaker box, linen, Needlepoint Silk, finishing supplies to include but not inclusive Pellon, batting, fabric lining for finishing and all other supplies and needles.

114  
\$98.75



### Mary Edwards Oswestry 1820 Reproduction Sampler


Robin Laukhuf, Olde Willow Stitchery

- \*1:00 pm– 3:45 pm
- \*Intermediate, Maximum 25 students

This beautiful sampler in shades of navy and brown was wrought by Mary in 1820 at the age of eight. Your project will be packaged in a variety of unique paisley boxes and includes a special surprise. The sampler measures 12.8 x 11.8 and will be done on 40 ct maple sugar linen from Lakeside Linen.

**Kit includes:** Fabric, photo, needle, paisley box with handle, 7 full skeins of floss, and design compiled in a binder. **Bring Q-snaps and magnification if needed.**

115  
\$88.00



### Introduction to Hardanger

Julie Norton, J Designs by Julie Norton

- \*Exclusive Teaching Piece
- \*1:00 pm–3:45 pm
- \*Beginner, Maximum 28 students

Learn the basics of hardanger embroidery: the valuable basting along with the standard kloster block formation and placement. Master the ease of cutting, plain wrapped bars and the perfect picot. Surrounded by a simplistic cross stitch heart border, this learning piece is sure to be a project you will proudly display. Two Brunner Haus imported linen squares with 14ct aida inserts are included with this kit, one for you to stitch for yourself and one to "gift away."

**Kit also includes** #3 and #5 pearl cotton, DMC floss, sample cloth kit and fibers, needles, basting thread, detailed instructions, photo and charted design. **Bring fine bladed embroidery scissors and light magnification if needed.**

**Photo not Available at Time of Printing**

118  
\$158.00

### Garden Trail - A Charming Thread Box

Maureen Appleton, The Heart's Content

- \*Exclusive Teaching Piece
- \*4:00 pm–6:45 pm
- \*Intermediate, Maximum 24 students

Maureen's unique thread box was created with the stitcher in mind. This high quality burlled Birdseye maple box from Olde Colonial Designs has a depth of 2" and will hold lots of fibers and your scissors. The exclusive Garden Trail design on 29ct Glenshee linen using the colors of early spring is stitched primarily in Maureen's "one-over-one" technique. You will learn to stitch with fine detail using DMC, The Gentle Art and Week's Dyeworks overdyed threads and the French Soie d'Alger silks.

**Kit includes:** Linen, all fibers, two needles, chart, photo, stitching notes and easy to follow instructions and the Olde Colonial Designs Thread Box™. **Bring light and magnification if needed.**

**REGISTRATION BEGINS ON**  
**February 20, 2007**  
No Registration Forms  
will be accepted before this date.  
**REGISTRATION ENDS ON**  
**April 25, 2007**

Lecture

101S-NH  
\$29.00

### On Pins and Needles: How Stitchers of the Past Sewed without Electric Light or over dyed Threads

Aimee Newell

- \*Lecture/Presentation
- \*6:00 pm–8:00 pm
- \*All levels, All welcome

Aimee Newell, a historian and museum curator, will present an illustrated lecture about sewing tools of the 1700s and 1800s. She will provide an overview of the common sewing tools ranging from pins, needles, and scissors to housewives, pincushions and sewing boxes. Get to know your stitching ancestors through their accessories. Join Aimee for this informative lecture at the New Hampshire site only.

### THURSDAY NIGHT PREVIEW


102S  
FREE

Our Thursday Night Preview from 5:00pm-6:30pm is the perfect opportunity to find your old stitching friends and get to know new ones. You will also be able to meet instructors who have arrived on Thursday (bring along a chart/book for autographing!)

As an added treat some of our project models will be on display and you may sign up for any classes that are not yet full.

### Friday Morning

200  
\$85.00



### Annie Oakleaves

Jackie du Plessis, It's Fine-ally Finished

- \*Exclusive Teaching Piece
- \*8:00 am–10:45 am
- \*Beginner/Intermediate, Max 30 students

Annie will be the first in a new collection of fobs! She dangles from any scissors, but has Week's Wool needle pages cut to look like autumn leaves. We will have fun in class as we create her head with acorn cap hanger and wild hair. The project is stitched on 32ct linen using silk fibers and a tent stitch. Techniques covered in class time will be joining two linen colors together, joining a two-sided ornament/fob, stuffing and embellishment.

**Kit includes** all the necessary fibers, fabric, instructions, charts and needle to complete the project.

### SPECIAL NOTE ABOUT CLASS TIMES

Classes will end 15 minutes before the published time to allow for clean-up and to make sure students have enough time to get to their next class.

201  
\$225.00

### Victorian Ladies' Embroidery Tray

Marcia Brown Smith, The Binding Stitch

- \*8:00 am–12:45 pm
- \*Exclusive Teaching Piece
- \*Beginner/Intermediate: Max 24 students



A diminutive, hand-made maple tray becomes a prized needleart accessory customized with handsome French linen banding with green woven border. The banding is stitched in luscious over-dyed silks and applied to each half of the ray interior complimented by coordinated striped silk interior bottom. It is the perfect portable stitching accessory for the Victorian lady. To complete the set is a Hollie Point scissor fob and needlecase with a bodkin closure.

**Kit includes:** Gloriana silk, Anchor floss, amethyst beads, linen banding, handmade wooden tray, silk lining, instruction, needle, chart and photo. **Bring craft scissors.**

202  
\$183.75

CLASS FULL



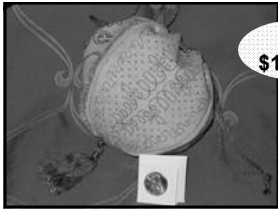
### Hare Pyns - A sewing pocket and pieces

Sherri Jones, Patrick's Woods

- \*Exclusive Teaching Piece
- \*8:00 am-1:45 pm
- \*Intermediate, Maximum 30 students

"Hare Pyns" is a stitcher's pocket designed simply to make you smile. Stylized tulips and ripples of Florentine embroidery flourish and profiles of hares peak out from unexpected places to delight the stitcher. The inside front of the pocket is fitted with a "hare pyn keep" situated between two fanciful tulips and a combination needlekeep and pyn cushion is stitched to tuck inside the pocket. Also accompanying the pocket are a hare shaped rule and silk palette. The silk palette is custom made and will vary from bird's eye to curly maple or cherry. The pocket measures 5" wide by 6" high when closed and 13" long when opened flat. The pocket is solidly stitched on 30ct natural linen with silks in rich tones of flame reds, meadow greens, blue greens, and taupes. It is finished by hand with grosgrain ribbon edging and a depression era clear pressed glass button (button shapes will vary for each kit), side gussets, and a pocket divider for housing all your favorite tools.

**Kit includes:** Written instructions, graphs, photos, linen, Needlepoint silk, ribbon, vintage button, lining fabric, needles and custom made wood thread palette and ruler.



203  
\$120.00

### A Victorian "Melon" Bag

Lauren Sauer, Forget Me Nots In Stitches

- \*8:00 am–11:45 am
- \*Exclusive Teaching Piece
- \*Intermediate, Maximum 24 students

This small melon-shaped, four-sided drawstring bag is reminiscent of the charming ones carried and used by genteel ladies of all ages throughout the Victorian era - 1837 - 1901. This version is embroidered using the familiar backstitch and variations of the same. The Melon Bag is embroidered on 32ct Pear Lakeside linen using beautiful overdyed threads from the Caron Collection and The Gentle Art, with a tasteful sprinkling of tiny glass seed beads. It is fully lined with Dupioni silk and is finished off with a finely twisted cord threaded through a myriad of tiny brass rings sewn along the top edge. A small tassel accents the bottom of the bag. Clear, easy to follow assembly instructions are included in the kit.

**Kit includes:** Linen, fibers, beads, needles, finishing materials, charts, instructions, lining, and jump rings. **Bring light magnification if needed.**



204  
\$120.00

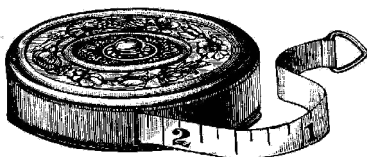
### Morning Glory Reticule

Wendy White, Wee Works

- \*8:00 am–10:45 am
- \*Exclusive Premier Piece
- \*Beginner/Intermediate, Max 25 students

This inspiration for this piece comes from a late 19th century silk mending bag that is part of Wendy's collection. Although the original is disintegrating its essence remains, sparking thoughts of quiet mornings on the garden patio stitching in the luxury of the sun's warmth. Vertical bands of morning glories stitched in over dyed silks on 36ct French Lace linen adorn the exterior. A hidden needlebook and scissors keep are tucked in the base of the bag which is gathered at the top. Shades of dawn, grass greens, and the blues of the earth and sky are the predominate tones on the 32ct linen and silks.

**Kit includes:** All the materials necessary to stitch and complete the Morning Glory Reticule as well as full text and graphs are included. **Bring light and or magnification if needed.**



205  
\$110.00

### The Pearl Sampler

Barbara Jackson, Tristan Books

- \*8:00 am–11:45 am
- \*Exclusive Teaching Piece
- \*Intermediate/Advanced, Max 20 students

17th century aristocratic ladies were always keen on adding a bit of sparkle to their clothing and other finery. You too can add some glitz to this tiny sampler featuring motifs from the era. Worked in Pearsall's silks and metallic threads this 35ct linen is the perfect background for the intricate double running bands and pulled thread pin stitch dividers. The buttonhole strawberries give just the right amount of color while the pearls add softness and splendor to the overall effect. Manipulating the motifs with several values of the smooth green silk and lustrous metallic give uncommon depth to the total design. This is an exercise in discrete indulgence - our 17th century sisters would be proud.

**Kit includes:** Linen, silks, metallics, needles, pearls, instructions. **Bring light magnification if needed.**



207-NH  
\$125.00

### Women of Ships

Betsy Stinner, Earth Threads

- \*11:00 am–2:45 pm
- \*Exclusive Teaching Piece
- \*Intermediate, Maximum: 20

Who would have thought that there were women pirates who rode the high seas? This 4.29" x 13" sampler on 28ct vintage autumn fields Cashel linen in the rich colors of blue, green, rusty browns and white. You will learn 18 stitches and will practice many of these through the use of a preface piece. During the course of the presentation there will be a discussion of the female pirates who sailed the high seas. There will also be some sea music for your enjoyment. If you want to learn about some fascinating women and also learn new stitches in a relaxed and informative class, this is the one you want to sign-up for!

**Kit includes:** Fabric, Needlepoint silk and pearl cotton, needle, chart, and directions. **Bring a hoop for 5" fabric and light magnification if needed.**



208-NH  
\$135.00

### Monogrammed Workbasket

Tricia Wilson Nguyen, Thistle Threads


- \*11:00 am–1:45 pm
- \*Exclusive Teaching Piece
- \*Intermediate, Maximum 30 students

This project draws upon the lovely variety of elaborate monogramming letters popular in the 19th century.

Presented in a toile work box, the piece consists of a fabric basket for threads, a scissor keep, a needlebook, a button bag and a pin keep. Each accessory is fabricated from a variety of coordinating cotton in tones of taupe, gold and brown. Each accessory is monogrammed with an oversized letter in a variety of alphabets popular in the 19th century, and then framed in luscious chocolate ultra suede. The piece is worked in Gloriana silk on 26ct linen.

**Kit includes:** Linen, needles, floss, silk, cotton, backing fabrics, all finishing batts, and etc. and handmade wallpaper box. The unusual portions of the finishing will also be worked in class and the kit is accompanied by a CD ROM showing the finishing in detail. **Bring light magnification.**

### Friday Afternoon



210  
\$95.00

### A Midnight Rose

Jackie du Plessis, It's Fine-ally Finished

- \*12:00 pm–2:45 pm
- \*Exclusive Teaching Piece
- \*Beginner/Intermediate, Maximum: 30

Inspired by the Victorian era, Jackie presents "A Midnight Rose", a piece created to be decorative and functional. Unhook the hedebo button loop and button to open this two-sided piece. A simplistic rose with foliage stitches in tent stitch over one will be used in the finishing stage to cover the top of Part A. Part B will have a stitched monogram. Unhook the hedebo loop; push the bodkin back to lay the piece flat and the interior reveals a bodkin storage area using luxurious double-sided ribbon and a pin keep. The opposite interior side has a tiny 48ct dower needle page and ribbon bow embellishment. Techniques covered in class will be tent stitching over one, hedebo loop, how to create a template, how to add structure without bulk, twisted cord and hedebo attachment.

**Kit includes** complete stitching and finishing supplies with pictured instruction booklet, as well as sterling silver bodkin and glass head pins. You will have the opportunity to cut and cover the two interior templates provided in your kit. **Bring Q-Snaps to class and any additional stitching aides.**

### JOIN US!

Take advantage of our Membership option! For one \$30 fee, you will receive free 3-day admission, a 2007 souvenir pin, and a priority class pre-registration with a 5% discount. Just check the Membership box on the Registration Form to join us.



## Lecture

211  
\$22.00

### The Gadget Gal

Susan G. Davis,  
Still Stitching with Susan, LLC

- \*12:45 pm–1:30 pm
- \*Lecture
- \*All Levels

So, you haven't sat in on one of these exciting classes, or yes you have before!! Well don't miss one more opportunity to learn what's new in the industry, how to use it and what's still tried and true. As always Susan will educate, delight your funny bone and have a gift or two for you!

212  
\$88.50



### Stitcher's Shopping List

Catherine Strickler, Indigo Rose

- \*1:00 pm–4:45 pm
- \*Exclusive Teaching Piece
- \*Intermediate, Maximum 30 students

Never forget what you need from your local needlework shop again! This 8 1/2" x 3 7/8" petite sampler covers a 35 page (replaceable) shopping list pad with space to write everything you need to buy, or pass it on as a wish list. You will stitch with Waterlilies silk and pearl cotton on 32 ct white Lugana.

**Kit includes:** Fibers, fabric, Brass Chinese Coin, replaceable shopping list, color photo, diagrams, needle and complete instructions. **Bring light and or magnification if needed.**

213  
\$135.00



### Mary's Etui Elizabeth Talledo, Finger Work Designs

- \*2:00 pm–5:45 pm
- \*Unpublished, Exclusive Teaching Piece
- \*Intermediate, Maximum 25 students

Mary's Etui is a small sewing case on 32ct lambs wool with sides that lie flat to expose a bag inside to hold stitching implements and toys. The sides of the case have pockets and two areas for note paper. The sides are gathered by cording with a tie drawstring bag inside the etui. The outside motif is Mary with her sheep dog and lambs in the garden with a bee hive, bees and flowers. The underside of the case has an area for personalization and four mother-of-pearl buttons to prevent it from touching a surface. Mary is in pinks and reds with off whites for the sheep and dog and a golden bee hive and bees.

**Kit includes:** Linen; finishing fabric, note paper, vintage buttons, finishing supplies, over dyed cotton threads, chart instructions, needle and photo. **Bring paper scissors and pencil.**



214  
\$95.00

### Garden Party

Wendy White, Wee Works

- \*2:00 pm–4:45 pm
- \*Exclusive Teaching Piece
- \*Beginner/Intermediate, Max 30 students

In this class we take a page from Godey's and Peterson's, both highly popular magazines during the Victorian era. Each issue of the magazine included a project or two for the workbasket or charity bazaar that utilized a variety of materials and needlework skills. This class has limited amounts of stitching but covers a variety of necessities every workbasket should have. You will be making a felt needlecase embellished with French knots, lace and ribbon, waxer, emery and a set of thread winders, all of which are floral in inspiration and will be a welcome addition to your stitching accessories. All items in this class will be completed while in class!

**Kit includes:** All materials necessary to complete the project. **Bring light and or magnification if needed.**

215-NH  
\$65.00



### Something Fishy-Pin

Teresa Layman, Teresa Layman Designs

- \*2:00 pm–4:45 pm
- \*Unpublished, Exclusive Teaching Piece
- \*Beginner, Maximum 25 students

Knots! And lots of them! Everyone is raving about it! This exquisite technique has been extremely well received because it's easy to do and absolutely gorgeous! Come and stitch with us and learn how to make beautiful, well formed French and Colonial Knots as you work on our adorable new teaching piece, "Something Fishy", a whimsical fish pin that will be just as much fun to wear as it is to stitch. You will learn the mechanics of knots and what to do about unwanted knots in your thread. Shading with knots and finishing techniques will be covered as well. So come and learn to be a "Knotty girl," you may just find it addictive!

**Kit includes:** Design printed on muslin, flosses, hoop, needles, instructions, stitch diagrams, color key, beads, leather, paper board forms, pin back, and construction guide.

**Bring to class Embroidery Scissors and light and magnification if needed.**

CELEBRATION OF NEEDLEWORK  
Reserves the right to cancel any class with low enrollment (less than 10 Students)

216  
\$94.75



### Hardanger Heritage Pillow

Julie Norton, J Designs by Julie Norton

- \*Exclusive Teaching Piece
- \*3:00 pm–5:45 pm
- \*Intermediate, Maximum 18 students

You will learn the basics of hardanger embroidery, valuable basting techniques, kloster block variation stitch along with anchoring and binding techniques. Plain wrapped bars and the perfect picot wrap. The double cable and eyelet stitches enhance this delicate design that is quietly tucked into a lace trimmed eyelet pillow. A narrow satin ribbon is provided for you to tie on two gold wedding rings making this the perfect remembrance of a special wedding day.

**The kit includes** two 9" x 9" pieces of 28ct white jobelan, an additional pattern for a birth remembrance, needles, photo, chart and complete instructions, Olde Colonial Ring Bearer pillow, two gold metal wedding rings, #8 and #12 pearl cotton, satin ribbon and basting thread. **Bring sharp fine blade embroidery scissors and light magnification if needed.**

218  
\$95.00

Photo  
not Available  
at  
Time of Printing

### Finishing Techniques for Punch Needle Embroidery

Charlotte Dudney, Designs from the Pepr Pot

- \*3:00 pm–5:45 pm
- \*Exclusive Teaching Piece
- \*Intermediate, Maximum 12 students

Bring to class a stitched punch needle pattern ready to start finishing. We begin with blocking your design and then Charlotte will demonstrate the different techniques such as "whip-stitched" edge, appliqué gift boxes, ornaments, framing with a preset opening, wool frames and more. All finishing ideas are conservation quality - no glue. Each student will leave with a sewing bag full of the recommended materials for finishing AND an exclusive Charlotte Dudney punch needle pattern.

**Kit includes** sample materials for finishing, wooden legs, dowel, cording, interfacing, pella fleece, freezer paper, finishing thread, embroidery needles and felt all organized in a sewing bag. Also, included is a color pamphlet detailing all finishing steps. **Bring a punch needle design ready to finish as well as small 3 1/2" curved tip scissors and light magnification if needed.**

### JOIN US!

Take advantage of our Membership option! For one \$30 fee, you will receive free 3-day admission, a 2007 souvenir pin, and a priority class pre-registration with a 5% discount. Just check the Membership box on the Registration Form to join us.

## Friday Evening

219-1  
\$45.00



Third  
Session on  
Sunday

220-2  
\$45.00

### Round Robin

- \*7:00 pm-9:00pm
- \*All Levels, Maximum: 45 per session

Our Round Robin classes are always one of the most popular classes of the weekend. We are scheduling two different and all new Round Robins that will run simultaneously. The teachers will be chosen randomly for each session. Each two hour class will feature four top notch teachers, each with their own unique project. In this fast-paced, fun-filled class the teachers rotate, guiding you along as you begin each of their designs, so that when you leave you are well on your way to completing all four projects. Please note that because of time constraints finishing is not included, but the kits you take home will contain suggestions or instructions for completion.

This year Double Dipping is allowed! You may sign up for both sessions, but attend only one. Later you may redeem your other ticket for four reserved kits at the registration booth.

Don't be disappointed. Sign up right away because this will sell out early!

## Saturday Morning

300  
\$99.75



### A Pocketbook of Mums

Wendy White, Wee Works  
\*8:00 am-10:45 am  
\*Exclusive Teaching Piece  
\*Beginner/Intermediate,  
Maximum 25 students

This petite folding pocketbook is designed to hold just a few of your favorite stitching tools. Stitched all in silks, this little darling showcases an alphabet, glorious mums and provides ample room for personalization. The interior is lined with sumptuous vine and leaf printed silk charmeuse in shades of deep green providing ample storage for those favorite accessories. A purse-like handle and special closure finish off this project in style!

**Kit includes:** All materials necessary to stitch and complete the project. **Bring light and or magnification if needed.**

### SOUVENIRS

Be sure to stop at the registration desk to purchase a souvenir of your memorable Celebration 2007 weekend. These items are limited edition. Make your selection early so you won't be disappointed!

301  
\$99.50



### Kate's Necessaire Catherine Strickler Indigo Rose

- \*8:00 am-11:45 am
- \*Exclusive Teaching Piece
- \*Intermediate, Maximum 30 students

Closed it looks like a fancy stitched book. But, when opened it stands up to reveal a pocket for your scissors and a laying tool on one side, a pocket on the other side for a needle tin with magnet. And, there's a pin cushion along the spine of the book! You'll make this very unique necessaire using hand dyed silk threads and 32ct antique white Belfast linen while learning spider webs, Rhodes stitches, long arm cross, queen stitch, and finishing stitches.

**Kit includes:** Threads, linen, lining material, mat boards, bone laying tool, needle tin with magnet, wooden closure, cotton batting, color photo, diagrams, and complete instructions. **Bring light and or magnification if needed.**



302-NH  
\$115.00

### Victorian Noel Sampler

Betsy Stinner, Earth Threads  
\*8:00 am-11:45 am  
\*Exclusive Teaching Piece  
\*Intermediate/Advanced, Max 28 students

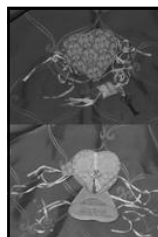
The Victorian Noel Sampler is stitched on 30ct coconut macaroon Legacy linen with the dominant colors of greens, mauve, pink, gold and a touch of brown. The sampler contains a variety of stitches that bring a textural influence to the piece. The stitches taught are double running, woven spider web, diamond Rhodes, triple upright cross, Smyrna, bullion, fir, pine-cone, Algerian eye, diamond ray, ray, modified Van Dyke, herringbone leaf, flower, and enclosed Rhodes over 8 threads. The stitches will be learned with the use of two preface pieces that will be suitable for Christmas ornaments. We will also learn about the origins of Christmas customs. At the end of the class there will be a drawing for a special early gift for one lucky participant.

**Kit includes:** All the necessary fabrics and fibers, needle, chart, and instructions to complete the project. **Bring light and or magnification if needed.**

303  
\$127.50

### "Key to My Heart" Pocket and Key Fob

Lauren Sauer,  
Forget Me Not In Stitches  
\*8:00 am-12:45 pm  
\*Exclusive Teaching Piece  
\*Intermediate, Maximum 24 students



This diminutive heart shaped pocket is embroidered front and back, inside and out and provides a very pretty place of safe keeping for the special key to your heart. The sprig motif is borrowed from the 17th century English band sampler and is taken from its original blackwork into a fully embroidered stylization of a forget-me-not, the much loved, age-old emblem of constancy and loyalty. The tiny key fob takes the heart in hand motif, twists and turns it into "key in hand" and is attached to your own antique key with gaily colored ribbons. Garden blend 30ct linen provides the ground upon which you will work and a palette of threads is offered from The Gentle Art, Caron Collection, Gloriana and the Thread Gatherer. All finishing and assembly instructions are included.

**Kit includes:** Linen, threads, fibers, ribbon, needles, finishing materials, charts, and instructions. **Bring light magnification if needed and provide your own 2" - 3" antique key.**

304  
\$138.50




### Tulips for Spring

Jackie du Plessis, It's Fine-ally Finished  
\*8:00 am-10:45 am  
\*Exclusive Teaching Piece  
\*Intermediate/Advanced, Max 30 students

This tulip-shaped necessaire stitched with soft purple silks to compliment the delicate green taffeta silk and lavender linen lining is used to finish this tri-fold case. Once the necessaire is opened you can access the interior pocket which holds the thread winders, scrimshaw ruler (available extra) and needles/buttons with scissor storage areas. Join Jackie to create this fine scissor pocket! The poem reads, "Then let me to the valley go, this pretty flower to see, that I may also learn to grow, in sweet humility".

**Kit includes** the necessary fibers, fabrics, instructions, charts and needle to complete the project.

305  
\$105.00



### Hardanger Sampler Stitch Bell Pull

Julie Norton,  
J Designs by Julie Norton  
\*Exclusive Teaching Piece  
\*8:00 am-11:45 am  
\*Advanced, Maximum: 18

This Hardanger Sampler Stitch Bell Pull is loaded with a variety of filling stitches. We start with plain wrapped bars, the perfect picot, adjoining wrap, and the dove's eye variation stitch which forms a spectacular lace look. The focal point of each wrapped design area is filled with plain wrapped bars with corner spokes. Satin surface motifs and triple cable run down each side of this 4" x 14" design. This class requires a full understanding of hardanger embroidery. This is not a "learn how to stitch" hardanger class. Venture beyond and build off what knowledge you already have.



Valuable basting techniques will be explained, flawless anchor and bind off techniques will be shown for both kloster blocks and for all phases of each cut work filling stitch. You will achieve a better understanding of hardanger embroidery and how to journey each of the different filling stitches.

**Kit includes** 28ct Cashel, sample cloth kit with fibers, #8 and #12 pearl cotton, needles, basting thread, photo, detailed instructions and charted design. **Bring sharp fine bladed embroidery scissors and light magnification if needed.**



**307**  
**\$90.00**

### The Wandering Lamb

Barbara Jackson, Tristan Brooks

- \*11:00 am-3:45 pm
- \*Exclusive Teaching Piece
- \*Intermediate, Maximum 20 students

Our Leicester lamb has wandered into a springtime garden only to find a fantastic Jacobean flower vine topped with that quintessential symbol of hospitality, the pineapple. You might think this would confuse the little creature, but the buzzing bee has already caught his eye and he will merrily follow the tiny insect off into the next flowering field. But for the moment it will be our joy to create a most engaging and colorful garden for his enjoyment. Simple crewel stitches will provide texture and an interesting array of wool and silk threads will provide the color. Stitches include the trellis, spider web, French knots, fishbone, closed fly chain and block shading. The colorful threads are a feast for the eyes: Gloriana's Lorikeet wool, Heathway Merino from England, Pearsall's silks, and Gumnut's Poppies silk and wool. These very traditional, albeit wildly imaginative, flower motifs are historical whimsy at its best. A misplaced stitch will not be noticed. Whether you are an intermediate or experienced crewel worker this design will have elements to challenge and amuse you. The design is 5" x 7" and is perfect for a box top or sewing case.

**Kit includes:** All fibers, linen, needle and instructions. **Bring a heavy 8" - 9" hoop with deep sides, preferably with a table clamp, floor stand or sit-upon platform.** Thin sided hoop not appropriate, visit [www.tristanbrooks.com](http://www.tristanbrooks.com) for hoops. **Bring Light and magnification if needed.**



**308**  
**\$145.00**

### A Tisket or a Tasket - Versatile Victorian Baskets

Sherri Jones, Patrick's Woods

- \*11:00 am-2:45 pm
- \*Exclusive Teaching Piece
- \*Intermediate, Maximum 30 students

This collection of round and oval Victorian Baskets is about options! Mix and match the embroidery patterns and embellishments to custom design your own unique basket or create one of the model baskets.

The kit includes materials for two baskets of your choice in a color palette of vintage turquoise and taupe's. Pattern choices include different darning patterns, basket-filling variations, brick and cross-filling variations, Florentine and old Florentine variations, spaced buttonhole-filling variations, and spot motifs. Other design elements to choose from include different edgings, woven band variations and silk ribbon or soie chenille trims, wrapped wire handles with silk ribbon trims, a distinctive wrapped wire base and multiple designs for stitched buttons. Baskets are lined with cream ultra suede. Although the kit is for one color palette, you will have all of the patterns and instructions and a dizzying number of ideas to create any number of baskets in colors and trims of you're choosing. Class time will emphasize fine band finishing techniques and bending and wrapping the wire for handles and bases. Baskets measure about 9" in circumference and 2 1/2" high without a handle or added base. For the finishing touch you may fill your basket with fanciful vintage velvet berry cushions with needle woven picot leaves.

**Kit includes:** Written instructions, graphs and multiple photos for 8 designs, materials for two baskets of your choice, linen, ploys, ultra suede, silk floss, silk ribbons in two colors, vintage velvet ribbons in four colors, needles, interfacing, crinoline, timtex, and cotton wrapped wire.

### Saturday Afternoon



**309-NH**  
**\$185.00**

### Flowers of the Needle Never Fade

Tricia Wilson Nguyen, Thistle Threads

- \*12:00 pm-4:45 pm
- \*Exclusive Teaching Piece
- \*Advanced, Maximum 30 students

"Flowers of the Needle Never Fade" is an apt sentiment for a wintertime embroidery seminar. The needle-necessity set is inspired by the 19th century sampler in which metal fibers accent silk embroidery. The case can hold a variety of tools and is paired with a needle roll to park your pins and needles while working. Designed on 40ct linen, the pieces combine counted work and a number of embroidery stitches and incorporates metal threads and spangles that give extra sparkle. The class kit includes all metal threads, silk finishing fabrics, ribbons, and materials. The linen will be pre-mounted on scroll bars for the student, with outlining and design transfer completed so that stitching can be started immediately. To aid in finishing the project at home, the kit will include a CD ROM with detailed pictures of the complete finishing process.

**Kit includes:** Linen scroll rods, all finishing instructions, gold threads, pallets, needle, etc. **Bring light magnification.**

### ...IT'S SATURDAY NIGHT!

Be sure to sign up for our Special Saturday Night Event. It's a fun and stitch-filled evening not to be missed! See the Special Events section of this brochure for all the details.

**311**  
**\$115.00**

### "Initially Mine" Sampler - Designing with Stitches

Eileen Bennett  
The Sampler House

- \*12:00 pm-3:45 pm
- \*Exclusive Teaching Piece
- \*Intermediate/Advanced, Maximum: 30



Stitches create texture, and texture can take the place of color. In this class each student will aim to understand stitches and how to substitute one stitch for another creating depth to their embroidery. Beautiful "turn of the century" monograms will be the sampler project. Two shades of a color will be used throughout and each student will have a choice of color palette; reds, blues, mauve or black with tan. Many stitches will be studied and taught and each finished 9 1/2" x 13 1/2" project on 35ct antique white linen will be a truly unique creation. Stitches and colors used will be the student's choices allowing the same initial to take on an entirely different personality. Students will choose color (or you can bring 2 shades of a color to class) and a first or last initial to be used with their class registration.

**Kit includes:** Linen, DMC floss, needles, charting stitch diagrams, photo, washing instructions, and a two page bibliography of sampler history. **Bring a 4 or 5" hoop if you use one, pencil, light and or magnification if needed.**

**313-NH**  
**\$120.00**



### Martha Washington Sampler

Betsy Stinner  
Earth Threads

- \*1:00 pm-4:45 pm
- \*Exclusive Teaching Piece
- \*Intermediate/Advanced, Maximum 28

The Martha Washington Sampler is stitched on 28ct cocoa vintage linen and measures 2 1/2" by 13" and is stitched with Needlepoint silks in shades of brown, gold, purple, red-orange, greens, and blues. It features a wide variety of specialty stitches which include diamond ray, crown, barrier, horizontal Smyrna, queen, Irish, enclosed Rhodes, diamond, modified eyelet, double running, 4 sided over 2 threads, half drop Rhodes, darning, buillion, rice over 6 threads, buttonhole, crossed cushion, triple cross, Greek, half queen, woven spider web, and quiddobet. You will learn the stitches in class with the use of a preface piece. In addition, a lecture on the life and times of Martha Washington will be presented.

**Kit includes:** All the necessary fabrics and fibers, needle, chart, photo, and instructions to complete the project. **Bring light and or magnification if needed.**



314  
\$98.50



**Hanna's  
Treasure Box**  
Catherine Strickler,  
Indigo Rose

\*1:00 pm-4:45 pm  
\*Exclusive Teaching Piece  
\*Advanced, Maximum 30 students

This small Delft style accessory box has fluted corners which expose the dark blue fabric which matches the deep blue silk fibers. There is a pincushion in the bottom of the box and on the underside of the lid. Construction and assembly are so much easier than it looks! What a fine gift for a very special friend.

**Kit includes:** Threads, 32ct Lugana fabric, lining material, cat's eye beads, pearl and blue glass beads for lid, craft weight interfacing, cotton batting, color photo, needle, complete diagrams and instructions. **Bring light and or magnification if needed.**

315  
\$128.00



**Autumn Roses,  
A Stitcher's Workbag**  
Wendy White, Wee Works

\*3:00 pm-5:45 pm  
\*Exclusive Teaching Piece  
\*Intermediate, Maximum 22 students

The Autumn Roses Workbag with a single tone of the deepest burgundy silk is stitched on 40ct vintage linen in the style of Berlin pattern work. Simple stitching and construction turn this into a delightful drawstring workbag with an octagonal pincushion mounted in the center. When gathered and closed a beautiful plaid silk in shades of burgundy, tan and green is complimented by a repeating floral design on each corner. A needle-book and scissor fob completes the ensemble.

All fabrics, fibers and finishing materials to complete the project are included in the class kit.

316  
\$83.00



**Sally Wheelock  
Reproduction Sampler**  
Robin Laukhuf, Olde Willow Stitchery

\*4:00 pm-5:45 pm  
\*Beginner, Maximum 25 students


This class is for the beginner sampler enthusi-

ast who would like to improve on technique. Join Robin as she assists you in recreating this 7.7 x 7.74 school girl sampler on 32ct fawn linen from the OSV collection. Learn how to stitch on linen using OWS overdyed threads.

**Kit includes:** Fabric, needle, and binder with all charts full skeins of floss, photo, and a history of the sampler. **Bring Q-snap or frame and a magnifier if needed.**

**Saturday Evening**

317S  
\$58.00



**Saturday Night Event**

Susan Greening Davis  
\*7:00 pm-10:00 pm  
\*All levels, All welcome

Here it is again - the big Saturday Evening Event! Our hostess, Susan Greening Davis, has another fun-filled night for you. She has created a special keepsake of needlework that you will love. This is another of her "self-finishing" designs and we know that you will be stitching furiously to finish it and then enjoy its use. You may choose to stitch on it during the evening or you can do the work in the comfort of your jammies and slippers in your room. Susan will be sharing some of the history of stitches, plus a little history of this useful item. Remember, she is the original gadget gal and this gadget was used back in time! In the early evening Susan will be discussing her vintage hankies and telling about the life of the "delicate rag." You'll never think of the hankie in the same way! Susan is very passionate about our goal of raising money for our charity Breast Cancer Research, as well as having some wonderful surprises to share with you. Join us for a little playtime, some learning, a kit, a gift, a yummy dessert buffet and time to relax with your friends and join in on the game. This night is a true Celebration of Needlework!

**Sunday Morning**

401  
\$86.00



**Susan's Needle  
Wrap-Up**  
Susan Greening Davis  
Still Stitching with Susan

\*8:00 am-10:45 am  
\*Exclusive Teaching Piece  
\*Intermediate, Maximum 30 students

Come join Susan Greening Davis for this special class. She promises that you will love it! It is another self-finishing, useful and lovely project. It's needle wrap-up in remembrance of the vintage ones. This gadget has become indispensable for Susan's travels.

All of her needles and pins tuck in it and then she wraps up and ties it with some of her perfectly colored ribbon. There is an appropriate doodad to attach the binding ribbon. The calico binding edge is already attached to the linen so you just have to fold it over the needlework felt and stitch it down. The four lovely bands will contain a lovely verse, a mirror image motif, a motif reminiscent of French embroidery and darning work. You can practice your stitches on a larger count but Susan encourages you to start the actual project in class. She will share some of the historical thoughts behind some of the motifs and needlework techniques. She looks forward to seeing her stitching friends from times past.

**Kit includes:** 20ct lugana, hand dyed ribbon from France, vintage button, Flower thread, overdyed floss, felt, chart, needle and instructions.

402  
\$115.00



**Lady's Companion  
Volume III**

Wendy White, Wee Works  
\*8:00 am-10:45 am  
\*Exclusive Teaching Piece  
\*Intermediate, Maximum 25 students

The final volume in the Lady's Companion series is stitched all in silk on 28ct linen and joins its companion pieces in its utilization of three linen colors and guided pages. The dark green book opens like a slipease. The removable center section is stitched with an alphabet and opens as a book would, exposing a petite memo pad, address book and a satin finished gold pen (all included). It is the perfect accessory for the busy stitcher to make notes and keep track of friends.

**Kit includes:** Fibers and fabrics necessary to complete the project as well as color copies, charts and instructions. **Bring light and or magnification if needed.**

403  
\$95.00



**Silken Shell  
Needlecase**

Marcia Brown Smith, The Binding Stitch  
\*8:00 am-11:45 am  
\*Unpublished, Premiered at Celebration 2006  
\*Beginner/Intermediate, Max 24 students

Never has there been such an aqueous treasure than this perfectly polished, hinged creamy peach shell case filled with luscious peach silk baby moiré. Inside, a thimble nestles within a diminutive stitched ribbon band encrusted with pearls from the sea with a cushion of Doctor's wool for needle storage. Outside the gold clasp is embellished with a magnificent watery moiré ribbon with picot edge in shades of lavender and peach. This premier piece will be a perfect stitching accoutrement for any stitching mermaid.

**Kit includes** silk moiré, stitchable linen ribbon, polished and hinged shell with gold clasp, over dyed silks, chart, instructions, needle and photo. **Bring craft scissors.**



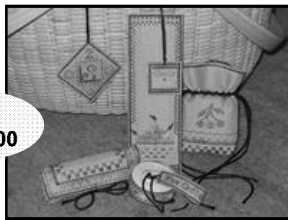
405  
\$90.00

### Bee-Pin-Hive (Third and final piece in the Bee Collection)

Jackie du Plessis, *It's Fine-ally Finished*  
\*8:00 am-10:45 am  
\*Exclusive Teaching Piece  
\*Intermediate, Maximum 30 students

This tiny pin-hive with a Napoleonic Bee Emblem will store the super fine silk pins that you receive in class. The hedebon button loops and tiny carved mother of pearl buttons attach a secret needle-keep to the bottom base of the Bee Pin Hive. The secret storage area can be removed allowing the stitcher to store treasured needles or to use this piece only for pin storage. We will shape and finish the base of the hive in class as well as discuss and create an example of the "Hive" fabric. All stitching is done using AVS silk on 32 count linen. This class focuses on stitching using a variety of stitches and finishing techniques.

**Kit includes:** Detailed picture instructions, Linen, Silk, Silk Pins and all finishing supplies.



406  
\$155.00

### A Designing Women's Workbasket "Smalls"

Lauren Sauer, *Forget Me Nots In Stitches*  
\*8:00 am-12:45 pm  
\*Exclusive Teaching Piece  
\*Intermediate, Maximum 24 students

These "smalls" are the next installment of the designing women's miniature drawing portfolio. Each embroidered "small" houses a useful tool of the trade that many creative women use daily - a ruler, a tape measure, white-out, and an eraser. The color scheme and the cherry sprig theme are repeated and elaborated on in this new series and over 21 stitches are employed to give each small wonderful texture. All are embroidered on cobblestone Belfast using Sampler Threads, Silk N Colors, DMC floss and pearl cotton. All finishing and assembly instructions are included in the designer's portfolio. Basket not included.

**Kit includes:** Linen, fibers, needles, ribbon, charts, diagrams, instructions, and some finishing materials. **Bring well equipped sewing basket plus light magnification if needed.**



407  
\$95.00

### Mary's Etui Sewing Accessories

Elizabeth Talledo, *Finger Work Designs*  
\*8:00 am-11:45 am  
\*Unpublished, Exclusive Teaching Piece  
\*Intermediate, Maximum 25 students

Mary's Etui Sewing Accessories has a beehive-shaped scissor case, a bumble bee fob and a floral and bee pin cushion. The scissor case is stitched in gold and green with the opening at the bottom for the scissors to slip in. Hanging from the scissor handle is the bee-shaped fob. The theme continues with bees ready to eat the nectar from the surrounding flowers. The accessories are completed on 32ct lambs wool linen with hand dyed fibers. These pieces are a must to fill Mary's etui!

**Kit includes:** Linen, finishing fabrics, notepaper, vintage buttons, finishing supplies, fibers, chart, instructions, needle and photo. **Bring paper scissors and pencil.**



408-NH  
\$165.00

### Golden Accessories

Tricia Wilson Nguyen, *Thistle Threads*  
\*8:00 am-12:45 pm  
\*Unpublished Design  
\*Advanced, Maximum 30 students

Golden Accessories are three needlework accessories - fob, pin keep, and needlebook that are samplings of gold thread of the 17th century. Adapted from a sweet bag from the period, the tent stitched background in silk is accented by strap work in gold and silver. Using a Japanese needle, we will learn five stitches from the period in metal thread. Additionally, spiral trellis and bullion in silk will be practiced. The class will be augmented by discussions of metal thread history. The finishing of the pieces will be discussed as well as a CD-ROM for each student showing the stitches and finishing in progress.

**Kit includes:** All silk fibers, gold threads, all finishing materials, needle, instructions and CD ROM. **Bring light magnification.**



Two more  
Round  
Robins on  
Friday

400-3  
\$45.00

### Round Robin

\*11:00 am-1:00 pm  
\*All Levels, Maximum: 45

Our Round Robin classes are always one of the most popular classes of the weekend. We are scheduling two different and all new Round Robins that will run simultaneously on Friday and an additional Round Robin for Sunday morning. The teachers will be chosen randomly for each session. The two hour class will feature four top notch teachers, each with their own unique project. In this fast-paced, fun-filled class the teachers rotate, guiding you along as you begin each of their designs, so that when you leave you are well on your way to completing all four projects. Please note that because of time constraints finishing is not included, but the kits you take home will contain suggestions or instructions for completion.

**Don't be disappointed. Sign up right away**

**CELEBRATION OF  
NEEDLEWORK SHOPPING  
CENTER HOURS**

**Friday and Saturday:** 9 am to 5 pm  
**Sunday:** 9 am to 2 pm

---

**Admission:** \$7.00 per day or  
\$18.00 for a 3 day pass

*For your safety, no strollers will be allowed in the Shopping Center.*

**REGISTRATION BEGINS ON  
February 20, 2007**  
No Registration Forms  
will be accepted before this date.  
**REGISTRATION ENDS ON  
April 25, 2007**



# CELEBRATION OF NEEDLEWORK 2007 REGISTRATION FORM

PLEASE PRINT CLEARLY

## PAYMENT (Circle one):

Name \_\_\_\_\_

Address \_\_\_\_\_

City \_\_\_\_\_

State \_\_\_\_\_ Zip \_\_\_\_\_

Phone (Day) \_\_\_\_\_

Phone (Eve) \_\_\_\_\_

Fax/E-Mail \_\_\_\_\_

Check Money Order Visa Mastercard Amex Discover

Enclose check or money order with this form, made payable to:  
Celebration of Needlework.

Visa/Mastercard, Amex, Discover complete the following:

Print name as it appears on card \_\_\_\_\_

Card No. \_\_\_\_\_

Expiration Date \_\_\_\_\_

Signature: \_\_\_\_\_

### REGISTRATION POLICIES - IMPORTANT - PLEASE READ

- \* Registration begins February 20, 2007. Members receive priority.
- \* Anything received before this date will be considered first day. Deadline for advance registration is April 25, 2007. On-site registrations will be accepted at the show.
- \* Registrations will be accepted by mail or fax. NO registrations will be taken by phone or e-mail.
- \* Registrations will be processed in order of postmark date.
- \* All registrations MUST include phone number.
- \* Confirmations will be mailed 7-10 days from receipt of registration.
- \* Please read and sign the cancellation policy, or this form will be returned to you, delaying the processing of your registration.

### CANCELLATION POLICY

All requests for cancellation must be made in writing and be accompanied by your original confirmation form. A refund will be issued to you only if we are able to fill your place in class. There will be a \$25.00 Processing Fee for cancellation. Refunds will be issued approximately three weeks after the show.

I have read the Registration and Cancellation Policies.

Signature \_\_\_\_\_ Date \_\_\_\_\_

Please indicate below which classes you would like to participate in. We will make every effort to give you the classes of your choice, with priority given to Members. If your selection is full, we will contact you by phone or e-mail to see if you would like to make an alternate choice. Once your confirmation for classes has been sent to you, classes cannot be exchanged; you must cancel one class and register for another. We reserve the right to cancel any class that does not meet the teacher's minimum capacity. If a class is cancelled you will be notified and given the option of a refund or an alternate choice.

Please note that Celebrations 2007 will be held in two locations. This is the registration form for the May 2nd-May 6th show in Nashua, NH only.

Registration for the Sept 12th-Sept 16th Louisville, KY Show will open in May and have its own registration form.

WEDNESDAY, 5/2/07	Price
<input type="checkbox"/> 90SNH Lecture: 17th C Jacket	29.00
<input type="checkbox"/> 91 The Mermaids Etui	148.50
<input type="checkbox"/> 92 A Colonial Sampler	115.00
<input type="checkbox"/> 94 Album, Part 1 (Pt 2/Thurs)	225.00
<input type="checkbox"/> 95 Clarra D Whittemore Smp	85.00
<input type="checkbox"/> 96 Sheep in the Meadow	110.00
<input type="checkbox"/> 98 Classic Snippet Pouch	93.00

Total for Wednesday Classes \$ \_\_\_\_\_

THURSDAY—Please register for	Price
<input type="checkbox"/> 94 Album, Part 2 (Pt 1/Wed)	Part 2
<input type="checkbox"/> 101SNH Lecture: On Pins & Needles	29.00
<input type="checkbox"/> 102S Thursday Night Preview	FREE
<input type="checkbox"/> 103 Berries for You Needlecase	85.00
<input type="checkbox"/> 104 The 1800's House Workbox	150.00
<input type="checkbox"/> 105 Land of Hope Sampler	125.00
<input type="checkbox"/> 106NH Fair Charlotte's Pyn Purse	185.00
<input type="checkbox"/> 108 A Journey of Susan's Verses	96.00
<input type="checkbox"/> 110 The Monogram Sampler	95.00
<input type="checkbox"/> 111 Beginning Punch Needle	125.00
<input type="checkbox"/> 112 Knot a Pocket	78.00
<input type="checkbox"/> 113 Sew My Mark Box	138.50
<input type="checkbox"/> 114 Mary Edwards Oswestry	98.75
<input type="checkbox"/> 115 Introduction to Hardanger	88.00
<input type="checkbox"/> 118 Garden Trail: Thread Box	158.00

Total for Thursday Classes \$ \_\_\_\_\_

FRIDAY	Price
<input type="checkbox"/> 200 Annie Oakleaves	85.00
<input type="checkbox"/> 201 Victorian Ladies' Tray	225.00
<input type="checkbox"/> 202 Hare Pyns - Sewing Pocket	183.75
<input type="checkbox"/> 203 A Victorian "Melon" Bag	120.00
<input type="checkbox"/> 204 Morning Glory Reticule	120.00
<input type="checkbox"/> 205 The Pearl Sampler	110.00
<input type="checkbox"/> 207NH Women of Ships	125.00
<input type="checkbox"/> 208NH Monogrammed Workbasket	135.00
<input type="checkbox"/> 210 A Midnight Rose	95.00
<input type="checkbox"/> 211 The Gadget Gal	22.00
<input type="checkbox"/> 212 Stitcher's Shopping List	88.50
<input type="checkbox"/> 213 Mary's Etui	135.00
<input type="checkbox"/> 214 Garden Party	95.00
<input type="checkbox"/> 215NH Something Fishy-Pin	65.00
<input type="checkbox"/> 216 Hardanger Heritage Pillow	94.75
<input type="checkbox"/> 218 Finishing Punch Needle	95.00
<input type="checkbox"/> 219-1 Round Robin 1	45.00
<input type="checkbox"/> 220-2 Round Robin 2	45.00

Total for Friday Classes \$ \_\_\_\_\_

SATURDAY	Price
<input type="checkbox"/> 300 A Pocketbook of Mums	99.75
<input type="checkbox"/> 301 Kate's Necessaire	99.50
<input type="checkbox"/> 302NH Victorian Noel Sample	115.00
<input type="checkbox"/> 303 "Key to My Heart"	127.50
<input type="checkbox"/> 304 Tulips for Spring	138.50
<input type="checkbox"/> 305 Hardanger Sampler Bell Pull	105.00
<input type="checkbox"/> 307 The Wandering Lamb	90.00
<input type="checkbox"/> 308 A Tisket or a Tasket Baskets	145.00
<input type="checkbox"/> 309NH Flowers of the Needle	185.00
<input type="checkbox"/> 311 "Initially Mine" Sampler	115.00
<input type="checkbox"/> 313NH Martha Washington Sampler	120.00
<input type="checkbox"/> 314 Hanna's Treasure Box	98.50
<input type="checkbox"/> 315 Autumn Roses Workbag	128.00
<input type="checkbox"/> 316 Sally Wheelock Sampler	83.00
<input type="checkbox"/> 317S Saturday Night Event	58.00

Total for Saturday Classes \$ \_\_\_\_\_

SUNDAY	Price
<input type="checkbox"/> 400-3 Round Robin 3	45.00
<input type="checkbox"/> 401 Susan's Needle Wrap-Up	86.00
<input type="checkbox"/> 402 Lady's Companion III	115.00
<input type="checkbox"/> 403 Silken Shell Needlecase	95.00
<input type="checkbox"/> 405 Bee-Pin-Hive	90.00
<input type="checkbox"/> 406 A Designing Women's	155.00
<input type="checkbox"/> 407 Mary's Etui Accessories	95.00
<input type="checkbox"/> 408NH Golden Accessories	165.00

Total for Sunday Classes \$ \_\_\_\_\_

Class Subtotals \$ \_\_\_\_\_  
 Less Member Discount: \$ \_\_\_\_\_  
 Subtract 5% (subtotal x .05)  
**CLASS TOTAL** \$ \_\_\_\_\_

EXTRAS	Price
<input type="checkbox"/> Membership (includes 3-day unlimited Market admission)	30.00
<input type="checkbox"/> 3-day unlimited Market admission	18.00
<input type="checkbox"/> Souvenir tote bag	25.00
<input type="checkbox"/> 2007 Souvenir pin	7.00
<input type="checkbox"/> 2006 Souvenir pin	7.00
<input type="checkbox"/> Souvenir pins from prior years (\$3.00 each—circle years desired)	\$ _____
'97 '98 '99 '00 '01 '02 '03 '04 '05	

Extras Total \$ \_\_\_\_\_

**TOTAL AMOUNT DUE** \$ \_\_\_\_\_  
(Class Total + Extras Total)



## SPONSORS

### Pam Reed

Olde Colonial Designs  
P.O. Box 704  
Marshfield, MA 02050  
pam@celebrationofnw.com  
www.oldecolonialdesigns.com

### Donna Reynolds

Creative Picture Framing  
800 Main Street  
Holden, MA 01520  
508-829-3883  
www.creativepictureframing.com

### Diane Pittman

Former owner of  
Yankee Cross Stitch

### Norden Crafts

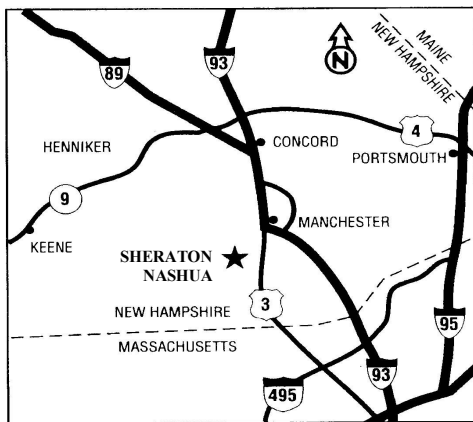
www.nordencrafts.com  
Stitcher's Lounge Sponsor

Celebration of Needlework  
P.O. Box 704  
Marshfield, MA 02050  
Fax: 781-934-0290  
www.celebrationofnw.com

# CELEBRATION N

OF NEEDLEWORK

## Nashua, NH



### MANCHESTER AIRPORT

Air Canada	888-247-2262
Continental Airlines	800-525-0280
Delta Airlines	800-221-1212
Comair (Delta Connection)	800-354-9822
Northwest Airlines	800-225-2525
Southwest Airlines	800-435-9792
United Airlines (United Express)	800-241-6522

### The Sheraton Nashua Hotel

11 Tara Boulevard, Nashua, NH 03062  
(603) 888-9970 • FAX (603) 888-4112  
<http://www.celebrationofnw.com/lodging.htm>

The Sheraton Nashua Hotel is tucked into the rolling hills of southern New Hampshire, only 45 minutes from Boston's Logan airport and 20 minutes from the Manchester, NH airport. The hotel offers free parking, Nautilus and cardiovascular equipment, indoor and outdoor pools, steam room, sauna, and whirlpool; Granite Bistro and Pub.

Please mention that you are attending the Celebration of Needlework and make your reservations by April 2nd using the number above to receive the special show rates.

Single • Double • Triple/Quad • Room with Breakfast

Free Airport/Hotel shuttle available with advance notice, e-mail [pam@celebrationofnw.com](mailto:pam@celebrationofnw.com)  
8% Hotel Tax is not included in the quoted price and is subject to change.

### DIRECTIONS

#### From East

Take 95 South to 495 South to Route 3 North Exit 1. Turn left and go under the overpass. The hotel will be on the right.

#### From Manchester Airport

Exit toward front of airport and take a right onto Brown Avenue. Go left on 101 West and exit right approximately 1 mile onto Everett Turnpike/Route 3 South. Take right off Exit 1.

#### From West

Take 101 East to Route 3 South to Exit 1. Turn right off the exit. Hotel will be on the right.

#### From South

Take 93 North to 128/95 South to Route 3 North. Take Exit 1 off of Route 3. Turn left off exit and go under the overpass. The hotel will be on the right.