

CELEBRATION N

THE COURTYARD NASHUA MARRIOTT

OF NEEDLEWORK

April 30 - May 4, 2008

Welcome...

...to Celebration situated in beautiful Nashua, New Hampshire. Our 13 years of consumer shows are dedicated to loyal stitchers who have supported the independent shops, designers and teachers for so many years. We offer these loyal customers the most unique independent retailers from the northeast and beyond. This year we offer five days of educational opportunities and three days of shopping, relaxation, and fun.

Celebration of Needlework now brings you 2 annual shows per year. Nashua, New Hampshire and Louisville, Kentucky. Both shows bring you a merchandise mall bursting with top quality supplies and accessories. It is a stitchers dream- models galore, fabulous fibers, luxurious linens, irresistible designs, outstanding finishing ideas, and 100's of items you never knew you needed. We welcome you to join us this spring in Nashua, New Hampshire or in Louisville, Kentucky in the fall. Look for our frequently updated web site and hotel information.

Celebration organizers have spent the past year reviewing proposals to offer more of the outstanding classes you have become accustomed to. Classes are designated as one of five skill levels to help you select the classes best suited to your personal expertise. Our teachers are an ensemble of talented needle artists who will encourage you to attain higher levels of craftsmanship and nurture you to overcome poor habits. We know you'll have a difficult time choosing from the long list of exciting offerings.

Class space is limited and most classes are offered only once over the five days. Pre-registration is required with only a limited number of on-site registrations depending on the teacher. Classes fill on a first-come, first-served basis. Visit our site, www.celebrationofnw.com to see color photographs and enlargements of class projects. Updates will be posted to the continuously revised website. Photos and descriptions not available at the time of printing will be posted to the web as they become available. Pack up your stitching tote with your favorite necessities and bring any additional lighting/magnification you require.

Membership

A \$35 Membership to Celebration of Needlework brings you many great benefits It includes a 5% discount on all classes that you register for in advance of the deadline date, free admission to both wonderful shopping centers during any of the hours they are open and a 2008 souvenir pin. In addition, you will be given priority registration. Annual membership is valid for one calendar year (Jan 1—Dec. 31.) Look for the appropriate box on the registration form and include this fee in your total. If you've attended Celebration in the past you will recognize this as a great value.

Special Events

This 13th Anniversary Celebration is filled with classes that keep getting better. As always join us for our free Meet N Greet Wednesday evening featuring some of the teachers and their projects. Lecture on aging women by Aimee Newell is not to be missed. Once again Susan Greening Davis will be the emcee for the weekend. Join Susan for "Stroll the show floor" "free to members, or why not attend the Big Evening Event and Silent Auction, where we have something real special for all the attendees. This fast paced night features a little fun, some learning, a kit, a gift, and a yummy dessert buffet. During the weekend don't forget to look for our display of gift baskets and purchase a raffle ticket to benefit Breast Cancer Research. Come and "Show and Share" with Susan, brag about that project you have completed. Now we couldn't forget our "Round Robins" the most popular little event of the weekend with, 4 teachers and 4 kits per session. This is one you won't want to miss out on, so sign up early. Look over the registration form and consider these great special events!

REGISTRATION PACKETS

Upon your arrival, please stop at the Celebration of Needlework desk to pick up your Registration packet.

BASIC SUPPLIES FOR CLASSES

Your class fee includes a complete project kit, but be sure to note any supplies you are asked to bring along in the class description.

Also, bring the following to **every** class:
Hoop or frame (4-6 inch diameter), ruler, pins, highlighter, very small sharp pointed scissors, and any other needlework tools you like to use.

Please read all class descriptions carefully to determine if you think you will need to bring light and/or magnification.

CELEBRATION OF NEEDLEWORK SHOPPING CENTER HOURS

Friday and Saturday: 9 am to 5:30 pm
Sunday: 9 am to 2 pm

Admission: \$9.00 per day or
\$24.00 for a 3 day pass

For your safety, no strollers will be allowed in the Shopping Center.

Exhibiting New Hampshire Retailers & Designers

Britstitch

770- 832-6273 | www.britstitch.com

Chris's Collection

413-569-5502

Counted Stitches

803-279-1867 | www.counted-stitches.com

Crossed Wing Collection

715-258-5915 | www.crossedwing.com

Dutch Treat Designs

925-294-8621 | www.dutchtreat.com

Gitta's Designs

www.gittas.com

Images Stitchery Design

410-745-4379 | www.imagesstitcherydesign.com

J. Designs

952-884-7790 | www.jdesignsbyjulie.com

JAR Designs

www.jardesigns.biz

Mimi's Attic

866-619-8620 | www.mimisattic.com

Olde Colonial Designs

www.oldecolonialdesigns.com

Scandinavian Stitches

203-637-6832 | www.scandinavianstitches.com

Sunflower Samplings

815-455-2919

The Heart's Content

920-494-9434 | www.theheartscontent.com

The Needle's Work Antiques

309-263-7766 | www.needleworkantiques.com

Tristan Books Designs

910-767-8414 | www.tristanbrooks.com

Yankee Cross Stitch

603-964-9434 | www.yankeecrossstitch.com

Wednesday Afternoon

92
\$150.00

1800's Workbox Accessories - Ditty Bag

Marcia Brown Smith, Binding Stitch
*Exclusive Teaching Piece
* 1:00 pm-4:45 pm
*Beginner/Intermediate
Maximum 24 students



A sailor's ditty bag complete with the captain's ports of call in linen and silk is the perfect addition to the 1800's House Workbox and a suitable housing for stitching tools while out on the sea whaling. The ditty bag is stitched in shades of ocean blue and green with a crest in deep red and gold metallic featuring the ship's name and date of sail. Whale tails grace the hallmark as well as a beautiful red lobster, ports of call and record of the whale oil haul. Gracing the upper edge of the ditty bag is a stitched linen ribbon with ocean wave's pattern and an eyelet and cord closure. A sailor's tape loop completes the bag. In addition a charming snail fitted into its own unique shell housing is an ideal cushion for pins and needles while under way. All created to complete the 1800's House Workbox and remind the captain of his port of Nantucket.

Kit includes: 32ct Belfast linen, Gloriana silks, Anchor floss, whale thread keep, chart, instructions, needle and photo.



93
\$215.00

A Fabulous Florentine Fir with Four Small Afterthoughts

Lauren Sauer, Forget Me Nots In Stitches
*Unpublished, Exclusive Teaching Piece
* 1:00 pm-4:45pm
*Intermediate/Advanced, Maximum 16 Student

Fabulous Florentine Fir and its Four Small Afterthoughts celebrates a very special time of the year as well as the lovely Florentine embroidery technique. The fir is worked on 32ct green Lakeside Linen with Soie Crystal, Sampler Shaker threads, and then ornamented with crystal beads and gold spangles. When assembled, the fir is filled with fragrant potpourri topped with a gold tree topper. The hand painted wood and cork base sets the fir up, ready to accommodate the "small afterthoughts" stitched in a wide variety of specialty stitches. The smalls include a very tiny fob, a drawstring goodie bag, a tree-shaped pin cushion and a gift scissor rest. The fir is 3 1/2" without the base.

Kit includes: All charts, diagrams, instructions, linen, threads, ribbon, finishing materials, beads, spangles, potpourri, base pieces and jewelry findings. The filling for the afterthoughts gift is not included.

Bring light or magnification if needed.

94
\$158.00



Stitching for Christmas

Barbara Jackson, Tristan Brooks
*Exclusive Teaching Piece
* 1:00 pm-5:45 pm
*All, Maximum 24 students

Surprising your friends with stitched Christmas remembrances will become even more enjoyable when you keep all your needlework necessities in a stitching basket inspired by the most wonderful of seasons. The Nantucket basket is lined in a soft red and green sprigged calico accented with red piping. The insertion of the lining is all done by hand, no sewing machine required! Nestled inside is a needle pillow worked on 36 count Lakeside linen. Your favorite scissors can be adorned with a fob announcing "Christmas is coming" and safely housed in a beautiful scissor sheath sprinkled with sampler motifs in the rich colors of Pearsall's silks. A rosewood thread holder, in a traditional Christmas tree shape, will keep your threads in good order. The holes have been polished to a satin finish so those precious silks will slide effortlessly in and out. The finished basket with all its accessories can become a festive holiday decoration and a symbol of your favorite pastime! **Please bring light and or magnification if needed.**

Kit includes: Nantucket basket, rosewood thread holder, 36 count Lakeside linen, Pearsall's silks, calico lining, piping supplies, instructions with color photos, needles.

MEET N GREET WEDNESDAY NIGHT PREVIEW

Our Wednesday Night Preview from 6 - 8 pm is the perfect opportunity to find your old stitching friends and get to know new ones. You will be able to meet instructors who have arrived on Wednesday and find out if there are any vacancies in their classes. Each of our talented teachers will make a five minute presentation of the projects they will be teaching and show you their models. Afterwards, you are invited to examine their models and to enjoy coffee, tea, soft drinks and cookies while you socialize. Make sure that you check off this event on your registration form so that we have plenty of gourmet treats and a special free gift just for you!



Thursday Morning

100
\$125.00



Sakura

Ann Pettit, Brightneedle
*9:00 am-11:45 am
*Intermediate, Maximum 30 students

Sakura means 'cherry blossom' in Japanese and this collection has a goodly number of pink and yellow blooms to stitch. Her inspiration was a 19th century poem by A. E. Housman, part of which you will stitch over two on 32ct antique linen for the sweet bag. The unusual and distinctive parasol-shaped needlebook, as well as the pincushion are worked over one. Come to learn a number of specialty stitches - plait, scroll, colonial knot, single tied cross variation and a needlewoven loop.

Kit includes: Linen, floss, lining fabric, interfacing, batting, mount board, piping cord, doctor's flannel, photo, complete instructions.

Photo not Available at Time of Printing

101
\$185.00

My Stitching Accessories (companion to My Finishing Accessories)

Jackie du Plessis, It's Fine-ally Finished
*Unpublished, Exclusive Teaching Piece
*9:00 am-12:45 pm
*Intermediate, Maximum 24 students

My Stitching Accessories interior has a central silk drawstring caddy that holds and stores the 3" bird's-eye maple layout tool and thread stick. A removable 30ct Dower stitched and tufted pincushion attaches neatly to one side, a needle page and scissor storage section on the opposite side. The outer case is stitched on 30ct Dower linen using a tent stitch with hand dyed fibers and AVS 100/3 and Bijoux fibers and it ties to store all your treasured supplies and tools. This burgundy colored case is held by the twisted cord hanger. The focus of class time will be on finishing techniques and steps — preparing the linen and silk, making twisted cord, attaching twisted cord, bow making and attaching buttons and rings.

Kit includes: Written instructions, graph, diagram, photos, complete stitching and finishing kit (hand dyed silk fibers, AVS 100/3 Bijoux fiber, 30ct Dower linen, antique needle page linen, templates, Mylar, Skirtex, pins, needles, hand dyed ribbons, mother of pearl buttons and ring, bird's eye maple 3" tool). Thread stick and initials graph will be optional to order.

Students should bring 6" Q-snaps, notebook, rotary cutter and mat and basic stitching and finishing supplies. **If you are local please bring your sewing machine — we need two.**



102
\$95.00

"Eight Pretties" Pin Cushion

Susan Greening Davis,
Still Stitching with Susan, LLC

- *Exclusive Teaching Piece
- *9:00 am–12:45 pm
- *Intermediate, Maximum 24 students

This Dome pincushion will remind you of a stitched quilt square design. The 28 count flecked loomspun Glasgow linen will be accented with over-dyed floss, Flower Thread and Impressions. The colors rose, dusty blue, green and gold compliment the finishing fabric. Eight great boxes of stitches only as Susan does it! You will enjoy the stitching and will be inspired to create many more as gifts.

Kit Contains: Linen, threads, ribbon, finishing supplies, pattern, photo and practice supplies.

103
\$225.00



Hidden Magnolia Sampler

Catherine Theron, Theron Traditions

- *Unpublished, Exclusive Teaching Piece
- *9:00 am–2:00 pm
- *Intermediate/Advanced,
- Maximum 30 students

This 14 1/2" x 15 1/2" sampler on 32ct or 36ct cream linen features a dream house, pastoral scenes and lush gardens. The verse, "Beauty and virtue when they do meet with a good education make a lady complete" floats in the sky above a hot air balloon. Worked in vibrant silk threads this sampler has countless details and specialty stitches to keep the stitcher on her toes. The Hidden Magnolia Sampler is worked in four different types of silk thread. The hard to find silks will be included and a list of Au Ver a Soie silks will be purchased by the students and brought to class. A list of the threads required to bring to class will be in your registration. If you have fibers you would prefer to work with that is wonderful. However, Catherine does not have a conversion chart to aid in your substitutions.

Kit includes: Either 32ct or 36ct linen (**please specify when registering**), needles, practice fabric, silks, instructions, photo, color copy, charts and instructions.

Please bring light or magnification if needed.

CELEBRATION OF NEEDLEWORK
Reserves the right to cancel any class with low enrollment (less than 10 Students)



104
\$99.75

Petite Samplaire

Nan Euler

- *Unpublished Exclusive Teaching Piece
- *9:00 am–1:45 pm
- *Intermediate,
- Maximum 24

This small sampler, stitched in mauve and blue over-dyed Glorianna silk on a 34 count cream linen is charming framed or constructed into a sewing necessary. The finished size is a mere 2 1/2" wide by 8" high. The sampler contains 17th century common band motifs stitched in a variety of authentic 17th century stitches. Join me as I walk you back in time with Double Running, Two Sided Italian, Montenegrin, Queen, Long Arm Cross, Four-Sided, arrowhead, alternating and stepped herringbone.

Kit Contains: Linen, 1 Skein of Glorianna Silk, Cotton backing material, wool, felt and ribbon for the closure and complete finishing instructions.

Please bring a 4" hoop to class, light and magnification, if needed.

Thursday Afternoon

105
\$138.00



Strawberry Box

Wendy White, Wee Works

- *Premier Exclusive Teaching Piece
- *1:00 pm–4:00 pm
- *Intermediate, Maximum 30 students

This little project, stitched on 28ct yellow and white gingham linen, showcases a beloved verse, strawberry blossoms and ripe juicy strawberries. Designed as a box, the lid lifts off and the sides unfold to reveal a strawberry red interior of pockets for thread winders, needles, scissors and any other tool you can imagine storing here. Stitched in over dyed silks, there is space to personalize your newest treasure.

Kit includes: All materials necessary to complete the project. Bring light and magnification, if needed.

106
\$185.00



Rings of Roses Reticule

Sherri Jones,
Patrick's Woods

- *Unpublished Exclusive Teaching Piece
- *1:00 pm–4:45 pm
- *Intermediate,
- Maximum 25 students

This reticule is a needle woven adaptation of a style of crocheted miser's purses that were popular with European needleworkers of the 19th century. Rings are covered with a lustrous silk cord to create a textured decorative body for the bag. Most intriguing of all is the unusual closure of an 18k plate ring slipped over the gold bars. The reticule is finished by hand with fine silk lining and has an inside pocket for storage and measures approximately 3" w x 6"h. Accompanying the bag is a set of smalls embellished with Tudor rose motifs in rich rose and dusty sage colors of silk. The smalls are stitched on 32 count natural linen.

Kit Contains: linen, silks, silk lining, grosgrain ribbon, 2 gold bars, cabone rings, 18k plate ring, gold baubles, 18k plate chain, and assorted needles, with doodle pieces to practice finishing.

Please bring to class dressmakers scissors, ruler, pencil, straight pins, and other basic sewing supplies to practice finishing samples.

107
\$158.50

Photo
not Available
at
Time of Printing

Pineapple Quest

Barbara Jackson,
Tristan Brooks

- *Unpublished, Exclusive Teaching Piece
- *1:00 pm–4:45 pm
- *Intermediate/Advanced,
- Maximum 20 students

Over the seas the sailors went in search of the fragrant pineapple. This sampler commemorates their voyage and the exotic fruit with which they returned. This will be a silken journey fitted out with the finest threads from Pearsall's and Glorianna. Worked on 36 ct Lakeside linen Spanish stitch, Irish stitch, Queen Stitch and pulled thread stitches will all be on board as we plot our voyage to distant shores. This is a sampler for those who want to stretch their imaginations and challenge their stitching skills. Everyone's work will be slightly different depending on the colors used and the point of departure! So, polish your needles - it's time to set sail on a new and wonderful stitching idyll! A custom made frame from Olde Colonial will be available for purchase after class to mount your stitching in proper style. And since good framing is somewhat tricky, Celebration has scheduled a special class following Pineapple Quest to show you how to professionally frame this heirloom sampler.

Kit includes: Linen, threads, needles, instructions with color photos.

Please bring 9" x 12" stretcher bars and tacks, or roller bars that will accommodate a 9" width. Bring Light and magnification, if needed.

**CELEBRATION OF
NEEDLEWORK SHOPPING
CENTER HOURS**

Friday and Saturday: 9 am to 5:30 pm
Sunday: 9 am to 2 pm

Admission: \$9.00 per day *or*
\$24.00 for a 3 day pass

*For your safety, no strollers will be
allowed in the Shopping Center.*



108
\$265.00

**New England
Needlework
Necessaire**
**Marcia Brown
Smith,
Binding Stitch**

- * A Premier - Unpublished, Exclusive Teaching Piece
- * 1:00 pm-5:45 pm
- * Intermediate, Maximum 24 students

Primitive artist Elsie Di Cassio has created a charming container to depict early life in New England. Using exceptionally coordinated autumn-toned over dyed silk fibers and silk fabrics, Marcia has fashioned a luxurious interior for the box making it an elegant stitcher's companion. The box features a divided tray for scissor and needle storage with bargello elements and silk lining, as well as a larger storage section embellished with stitched linen edging and a prominent monogram. Each student will be assisted in creating their own monogram in class. A verse offering an ode to the stitching artist graces the final section with a silk passementerie embellishment. Hidden beneath the tray is a fully lined green silk interior with a tufted bottom that cradles a lovely turned wood covered container with pin cushion top and a colonial motif. Antique white 28ct Cashel linen is chosen for the ground and is covered with cross stitch, cloud filling stitch, bargello patterns, back stitch and satin stitch. Thread Gatherer's Silk n' Colors, Gloriana silks and Gumnuts silk from Australia are used to create an extraordinary object d'art that is both elegant and useful. You will finish a good deal of the box in class with careful instruction and demonstrations by Marcia.


Kit includes: Hand-painted round sewing box with tray, linen, linen ribbon, silk fibers, over-dyed fine ribbon trims, wooden pincushion, finishing materials containing silk fabrics, graphics, color photocopy and color photos in the text.

Please bring light and magnification if needed.

JOIN US!

Take advantage of our Membership option! For one \$35 fee, you will receive free 3-day admission, a 2008 souvenir pin, and a priority class pre-registration with a 5% discount. Just check the Membership box on the Registration Form to join us.

109
\$196.00



**Summerville
Sunflowers Bag**
**Lauren Sauer,
Forget Me Not In
Stitches**

- * Unpublished, Exclusive Teaching Piece
- * 2:00 pm-5:45 pm
- * Intermediate/Advanced
- Maximum 16 students

What better way to celebrate summer than embroidering and wearing this sweet 4 1/2" x 6 1/2" shoulder bag stitched on 30ct Northern Cross ivory linen. Bold sunflowers with gorgeous green glass leaf-shaped beads grace both sides within the crisp clean lines of the simple trellis. A unique lighthouse scene is also featured within an oval frame on the second side. Fun and familiar stitches make this bag a delight to stitch: back, buttonhole, over one, eyelet, lazy daisy, oblong cross and stem/outline variation.

Kit Contains: Charts, diagrams, instructions, linen, threads, beads, ribbon, silk lining, needles and finishing materials.

Please bring light or magnification if needed.

110
\$89.75



Pooh's Temptation
Nan Euler

- * Exclusive Unpublished Teaching Piece
- * 3:00 pm-5:45 pm
- * All, Maximum 24 students

Pooh's favorite thing, honey, is tempting him through octagonal floral screen opening. This 4" x 8" design stitched on 32 Count Cream Linen a combination of silk threads in shades of raspberry, green and gold with a touch of gold metal. Three stitched honey bees are warning Pooh not to disturb the hive. The hive is stitched in a double running octagonal pattern. Surrounding the hive is an octagonal green vine complete with flowers stitched in double running. Surrounding the center is a saying "How duth the tiny busy bee" stitched in an over-dyed fall foliage silk. The edge is worked in Nun Stitch with the spine stitched in Stepped Herringbone. A second bee hive is worked on the back for personalization.

Kit Contains: Linen, Silk Threads, Gold Metal, 4 needles, Felt, Wool Felt photo and complete directions.

Please bring to class 4" or 5" hoop if needed and also light and magnification if needed.

**Photo
not Available
at
Time of Printing**

111
\$85.00

**Petit Point Workshop: The Maple
Tree Sampler**

Kathrin Ellison, Gitta's Designs
* Unpublished till late May 08
* 4:00 pm-6:45 pm
* All, Maximum 24 students

Don't let the term Petit Point scare you! Join Kathrin and see just how easy petit point can be by learning just one stitch, the continental/Tent stitch. There are no 1/4 stitches or backstitching. Petit Point relies on the subtle change in colour to create depth and detail. This new design of Kathrin will premier at Celebration NH. The Maple Tree Sampler, the third in Kathrin's tree sampler series is stitched on 30 count silk gauze with Glorianna Variegated Silk. The shadowed leaf in the background makes this sampler series very unique. Kathrin has some great tips when working with variegated threads on such a small design.

Kit includes: Stretcher bars, Silk Gauze and silks are included in your kit.

Please bring a yellow florescent highlighter to class.

Thursday Evening

Lecture

LEC
\$35.00

**A Stitch in Time
Samplers of 19th Century Aging
Women**

Aimee Newell
* 7:00 pm-8:30 pm
* All, Maximum 60 students

**Presented by: Aimee Newell of the National
Heritage Museum, Lexington, MA**

Have you ever wondered whether women of the past stitched samplers after they left school? Despite the impression that most histories give, older women did stitch samplers. Aimee Newell will give an illustrated talk showing examples of these samplers and exploring the life stories of their makers. Far from a practical household item or a school lesson, samplers made by older women serve more sentimental functions. This needlework can be considered biographical; it tells a life story, demonstrates pride or serves as a memorial to the maker. Come and learn from these "threads of time."



Friday Morning



200
\$138.00

Amish Work Basket Class

Betsy Stinner, Earth Threads

- *Unpublished, Exclusive Teaching Piece
- *8:00 am– 11:45 am
- *Intermediate, Maximum 25 students

The Amish Work Basket is a lovely basket measuring 5" lengthwise and 4" in the middle which is handmade by an 80 year old Amish woman. It contains needlework smalls - a needlebook, wax container and scissor fob. These are stitched in vibrant colors of Gentle Art Threads and DMC floss on 28ct lamb's wool linen by Wichelt. You will be stitching four sided over two, ray, over one thread, Norwich weave, raised herringbone, enclosed upright cross, wave, rice over two, basket weave, bound and double running. You will complete a preface piece which can be placed in the bottom of your basket. Class time will also include a power point presentation about the Amish and their way of life.

Kit Contains: Amish Work Basket, lining material, materials to complete a preface piece and the smalls.

Bring a 3" hoop, light and magnification if needed.



201
\$125.00

Good Fortune

Ann Pettit,
Brightneedle

- *Unpublished, Exclusive Teaching Piece
- *9:00 am–11:45 am
- *Intermediate, Maximum 30 students

A simple wish - 'Good Fortune, Good Friends Be Thine in Good Measure' is the verse worked throughout this lovely needlework set. Using silk flosses on 32ct antique white linen will complement the element of design. The set includes a ruler sleeve, pin keep and scissors fob, all fitting nicely into a demure sweet bag which measures 4" x 5". This is your opportunity to learn raised needle weaving as well as a variety of stitches.

Kit includes: Linen, cotton lining, mokuba ribbon, 2008 penny, glass head pins, needles, wool batting, interfacing, mount board, photo and complete instructions.

Please bring light or magnification if needed.

202
\$175.00



Nantucket's Petticoat Row

Marcia Brown Smith,
Binding Stitch

- *Premier, Unpublished, Exclusive Teaching Piece
- *9:00 am–12:45 pm
- *Intermediate, Max 24 students

While their beloved ship captains were at sea in search of whale oil, the women of New England became industrious and enterprising by opening businesses along the busy waterfronts. These women created domestic commerce to sustain their families while their valiant seamen were away and the storefronts became known as "Petticoat Row." To commemorate these women the Nantucket Petticoat Row is created on 32ct antique white Belfast linen using the finest silks and over-dyes from Gloriana and Thread Gatherer to represent the cobblestone Main Street, the gay storefronts, the busy docks, the bustling chandlery and the local provisioner. The elevated docks make one feel as though the tides are lapping at the pilings waiting for the next ship's arrival. The classic Main Street landmark, the Abiah Folger Franklin fountain, which is festooned with flowers all summer is depicted by a lovely hand turned wood piece embellished with a riot of stitched flowers. Two ships wait to off load their cargo of oil barrels and reprovision for their next trip to sea. The many textures of this project require a broad variety of stitches such as Scotch, the wave stitch, gobelin, cross and satin and more. Widow's walks atop the busy storefront buildings with their cascading flower boxes allow the waiting mistresses to gaze out to sea anticipating the arrival of their seamen. These elements are presented in a handsome 8" x 8" Nantucket basket. All stitching and finishing steps will be demonstrated and applied in class. **Bring craft scissors.**

Kit includes: Linen, fibers, mounting materials, turned wooden fountain, 8" Nantucket basket and pilings.

Please bring light and magnification if needed.

SKILL LEVELS

All: Suitable for everyone

Beginner: Knows how to thread a needle and has basic sewing knowledge

Beginner/Intermediate

Intermediate: Reads moderately complex cross stitch charts calling for many color changes and worked in a variety of stitches; has worked over 2 threads on linen or other even-weave fabrics

Intermediate/Advanced

Advanced: As a stitcher, you are familiar with most counted-thread stitches, are experienced and at ease stitching on fine-count fabrics, and enjoy learning complex techniques.

203
\$155.00



Souvenir Wendy White, Wee Works

- *Premier Exclusive Teaching Piece
- *9:00 am–1:00 pm
- *Intermediate, Maximum 30 students

Wendy picks up postcards as a remembrance of her journey. Souvenir takes its inspiration from the packets of postcards that unfold in a cascade of color and images. It begins as a case stitched on 28 ct linen in silk with a wide spine. The first page for your book is stitched with commemorative information, motifs, images and stitches all in silk. The souvenir has plenty of room for you to add more pages for events or create a sampler vocabulary. Stitch a catalog of favorite verses or start a round robin group with friends for additional pages of memories.

Kit includes: All materials necessary to complete the project. Bring light and magnification if needed.

**REGISTRATION BEGINS ON
March 1, 2008**

No Registration Forms
will be accepted before this date.

**ADVANCED REGISTRATION
ENDS ON
April 18, 2007**

After this date on site will be accepted.

204
\$169.50



Quaker Sewing Case

Catherine Theron,
Theron Traditions

- *Unpublished, Exclusive Teaching Piece
- *9:00 am–2:00 pm
- *Intermediate,
Maximum 30 students

Create a lovely and functional 5 1/2" x 5 3/8" (unfolded) Quaker-style sewing case stitched on 25ct and 32ct linens. The outside is stitched in DMC floss in the Florentine stitch and the inside in over dyed Sampler Threads. It features a pocket, needle case, pin keep, scissors pocket and a scissor minder worked in a variety of specialty stitches. A black grosgrain ribbon finishes off the Quaker look - simple, practical and beautiful.

Kit contains: Linens, practice fabric, needles, DMC, Sampler Threads, ribbon, interlining, muslin, ultra suede, wool, wool batting, charts, color copy and instructions. Scrimshaw accessories may be ordered.

Please bring light or magnification if needed.

205
\$215.00

A Spot in the Mountains

**Sherri Jones,
Patrick's Woods**
*Unpublished,
Exclusive Teaching
Piece
*9:00 am-1:45 pm
*Intermediate,
Max 25 students



The natural beauty of America's mountain ranges inspires the motifs for this stitcher's pocket and fittings. The front flap features a placid scene on a lake with canoers enjoying an outing while an Eastern Bluebird surveys the scene from his perch. The back of the pocket is Florentine embroidery in a bear claw pattern with a black bear nosing around in the corner. The inside front panel of the pocket is stitched with motifs symbolic of the history and people of our mountain regions. A variety of motif options are included so that you may customize your project. Attached to the inside flap is a needle keep. The pocket is outfitted with smalls including a double heart pin disk, a scissor sheath and a pincushion in the shape of a canoe. The pocket is gusseted and has a divider with a slip pocket on one side and a ribbon tool pad on the other. There are four slip pockets attached to the back for favorite tools. This 4 1/2" x 13 1/2" pocket is stitched on 30 ct natural linen with silk floss in a variety of specialty stitches. It is finished with two coordinating fine cotton fabrics and grosgrain ribbon. Lining fabric may vary from the model. It is secured with a ribbon tied around a depression era clear glass button (style may also vary). When closed the pocket measures 5 1/2" square. Class time will emphasize hand finishing instruction and practice finishing a gusset and ribbon edging.

Kit includes: Linen, silk floss, wool felt, lining fabrics, grosgrain ribbons, vintage button interfacing, instructions and needle. Wood heart shaped thread winders may be ordered separately.

MAKE-IT, TAKE ITS

Make-it, Take-its are small and economical designs that are offered as a special treat by our teachers. This opportunity is an informal class at tables in the foyer near the Merchandise Mall where teachers will be scheduled hourly. The teacher's names will be posted along with the price of the class and a small picture of the project. Make-it, Take-its are on a "first come, first served" basis and there will be no reservations. You would be wise to arrive promptly, take a seat and be ready to start on time!



Friday Morning

206
\$75.00

Your Own Name Tag

**Susan Greening Davis,
Still Stitching with Susan,
LLC**


*Exclusive Teaching Piece
*12:00 pm-2:45 pm
*Intermediate,
Maximum 20 students



You may have seen Susan wear her lovely Name Tag Pocket. Now you can create your very own! 26 Count Cream Brussels linen stitched using #12 pearl cotton is perfect for the unusual hem-stitched edge. Susan will go over Basic hem, withdrawing threads in different ways, 3 sided stitch, picot edging, four sided and joining stitch. Come to class with your favorite color silk and then match it to one of the many choices of over-dyed ribbon. Lining tag will be unique and very special.

Remember - don't forget that favorite silk!

Kit Contains: Linen, over-dyed ribbon, pearl cotton, lining material, pattern, complete instructions and photo.



207
\$235.00

Mrs. McGregor's Garden: The Wheelbarrow Scissors Keep/Pincushion

Lauren Sauer, Forget Me Nots In Stitches
*1:00 pm-5:45 pm
*Unpublished, Exclusive Teaching Piece
*Intermediate/Advanced,
Maximum 16 students

Mrs. McGregor's Garden: The Wheelbarrow Scissors Keep/Pincushion is inspired by a thoroughly charming project for young people in the November 1875 issue of St. Nicholas Magazine. The whimsical little wheelbarrow, which features a pocket for keeping scissors safe when not in use measures about 3" x 6" and is comprised of 11 embroidered pieces. You will use a variety of stitches featuring cherry red and grey worked on Puritan Grey 34ct Legacy linen with 16 fabulous silk and cotton threads. Celebrate Peter, Miss Potter and the innocence of childhood, and stay tuned for The Garden Accessories!

Kit includes: Charts, diagrams, instructions, linen, threads, needles, ribbon, beads, florist wire and all finishing materials. Please bring light or magnification if needed.

208
\$135.00

The Acorn Sampler

**Betsy Stinner,
Earth Threads**
*2:00 pm-4:45 pm
*Unpublished, Exclusive
Teaching Piece
*Intermediate, Max 25
students



The Autumn Sampler utilizes the acorn as its central motif and is divided by cream bands of satin stitching with lots of specialty stitches. At the bottom of the sampler is the phrase, "Tall oaks from little acorns grow." The piece is done in all fall colors with Needlepoint Silk on 28 ct Vintage linen by Zweigart. You will use the four sided stitch over two, satin, herringbone leaf, Bosnia, Smyrna, crown stitch over four and six, padded cushion, double running, rice, fan, two different Florentine stitches, diagonal leaf, diamond ray, quidlobet, over one and the queen stitch. The stitches will be learned using a preface piece and a power point presentation. You may even learn a few facts about acorns.

Kit contains: Everything required finishing the piece including thread, fabric, directions and needle.

Bring a 3" hoop, light and magnification if needed.

Bring light and magnification if needed as not all rooms are well lit.

209
\$139.00

Maureen Appleton, The Heart's Content

*2:00 pm-4:45 pm
*Unpublished, Exclusive Teaching Piece
*Intermediate/Advanced,
Maximum 24 students

Infinite Tulip is a marvelous artistic rendition of the famed Parrot tulip. Stitched into a lovely needlebook, it is certain to become a necessity for your stitching basket. Four lifelike visions in four stages of bloom will ornament the front, back and insides of your needlebook. Only serious needleartists will endure the depth of detail created on the imported 29ct ivory Glen-shee linen. This grand beauty is created with all DMC fibers. All done in Maureen's unique fashion of one-over-one stitching. The needlebook is ornamented with two hand etched scrimshaw pieces, complimenting the tulips and becoming useful tools for your case. Vintage brass buttons are the closure and boiled wool inserts store the needles and such. The unique finishing techniques provided by Maureen's professional finisher will be included in the class presentation.

JOIN US!

Take advantage of our Membership option! For one \$35 fee, you will receive free 3-day admission, a 2008 souvenir pin, and a priority class pre-registration with a 5% discount. Just check the Membership box on the Registration Form to join us.

**Photo
not Available
at
Time of Printing**

210
\$85.00



Acorn Hill
Donna Bayliss,
By the Bay Needle Art

*2:00 pm-5:45 pm
*Unpublished, Exclusive Teaching Piece
*Intermediate, Maximum: 24

Acorn Hill is stump work 4" x 6" worked on 32ct Laurel linen and includes an acorn tree with acorns made of pebble beads. This tree is settled on top of a canvas tent stitched mound with tree mounds in the background of satin stitch. Resting under the tree is a very three dimensional lamb made with French knots who has a black woolen face. On the other side of the tree is a green plant made of detached leaves with wire and cotton using long and short stitches. Donna will have a display of many stump work projects for your viewing.

Kit includes: Linen, Weeks Dye Works fibers, DMC floss, beads, canvas, cotton fabric and needles.

Please bring a 4" and a 6" hoop, very small sharp embroidery scissors and magnification and lighting if needed.



211
\$155.00

My Beaded Garden Accessories
Jackie du Plessis,
It's Fine-ally Finished


*2:00 pm-5:45 pm
*Unpublished, Exclusive Teaching Piece
*Intermediate, Maximum: 24 students

Working with delicate shades of purple and green and adding delicate beads on 32ct linen, you will create this wonderful collection of floral inspired needlework accessories. The tiny beaded treasures will include a needle book with a silk pocket, a scissor sheath, tufted pincushion, pin keep, thimble silk pouch and tape measure. In class you will learn how to make the pieces and the functional ort/carryall basket by manipulating the silk taffeta and lining a 4" Nantucket basket. Class time will focus on finishing steps and techniques — stitching with beads, preparing the linen for finishing steps, attaching silk to linen, joining, attaching and making hedebo loops, cording, bows, buttons, stuffing and shaping.

Kit includes: written instructions, graph, photos, finishing kit (all supplies needed to stitch and finish — hand dyed silk fibers, linen, beads, templates, mat board, batting ribbon and basket.

Please bring Q-snap, notebook and basic stitching and finishing supplies.

212
\$88.00



Beginner Hardanger
Julie Norton,

J Designs by Julie Norton
*3:00 pm-5:45 pm
*Exclusive Teaching Piece
*Beginner 16 students


This classic and traditional hardanger design is stitched on a 9 1/2" square imported table linen with a 14ct woven insert. Simple learning techniques are explained step by step as Julie takes you through the basics of hardanger embroidery. Her "hands-on" teaching style will ease any apprehension you may have. Class time will be used to create the design on a 14ct sample cloth and you will find using contrasting pearl cotton a helpful visual tool for stitch placement and formation. You will begin with basting, placement and kloster blocks, then cutting and dispelling all the fears about scissors. Next you will study eyelet formation, plain wrapped bars, the perfect picot, triple cable and satin work.

Kit includes: Imported linen table square, sample cloth, #3 and #5 pearl cottons, basting thread, needles, explicit directions, photo of finished design and detailed charts.

Please bring a desire to learn a new form of needlework, sharp, fine blade embroidery scissors and light/magnification if needed.

Friday Evening

RR1
\$49.00



RR2
\$49.00

Round Robin

*7:00 pm-8:00pm for session 1
*8:00 pm-9:00pm for session 2
*Beginner, Maximum: 50 per session

Our Round Robin classes are always one of the most popular classes of the weekend. We are scheduling two different and all new Round Robins that will run consecutively. The teachers will be chosen randomly for each session. Each hour-long class will feature four top notch teachers, each with their own unique project. In this fast-paced, fun-filled class the teachers will rotate, guiding you along as you learn about each of the designs. When you leave you are ready to stitch each of the designs. Please note that because of the time constraints finishing is not included, but the kits you take home will contain suggestions or instructions for completion. Sign up for both sessions and receive 8 kits.

SOUVENIRS

Be sure to stop at the registration desk to purchase a souvenir of your memorable Celebration 2008 weekend.

These items are limited edition.

Make your selection early so you won't be disappointed!

Saturday Morning

300
\$95.00



Autumn Etui
Wendy White, Wee Works
*8:00 am-10:45 am
*Exclusive Teaching Piece
*Intermediate,
Max 30 students

One very popular little antique etui was made from the shell of a large walnut and fitted with special little tools. Sought by collectors the world over, this class takes its inspiration from that little treasure. In this class we will take a walnut form, fit it with a stitched linen band, line it with silk and complete the ensemble with a tool board to hold scissors, needles and pins. This will be a lovely addition to your collection of special needlework items.

Kit includes: All materials necessary to make the complete project. Bring light and magnification if needed.



301
\$98.00

Hardanger Ornament Class

Julie Norton, J Designs by Julie Norton
*8:00 am-11:45 am
*Exclusive Teaching Piece
*Intermediate/Advanced,
Maximum 18 students

These beautiful 'bobbles' are not only to hang on your tree or to adorn a package; the patterns included in the class kit are so versatile you can create wonderful little fobs for your scissors or attach to your zipper pull of your favorite stitching tote. They are quick easy gift ideas, but make sure to stitch several for yourself.

This class has an emphasis on stitch technique and journey direction. General basting, anchoring and binding of kloster blocks and wrapping is reviewed. Basic kloster block and kloster block variation formations are used in these designs. "The Perfect Picot", Adjoining wrap variation, The Dove's Eye Variation, Plain wrapped bars with spokes, and a Plain wrap variation with corner Dove's Eye stitches will be covered in detail. A standard Buttonhole stitch, a Buttonhole variation stitch along with Satin Surface work, Smyrna stitch and beads are used to enhance both the front and back sides of these unique designs.

Each design is stitched either on 24ct white congress cloth, edged with a buttonhole stitch for a quick finished edge or stitched on 28ct white Jobelan finished on a Dritz 1-7/8" button.

Kit includes: 4 pieces of 24ct white congress cloth, 6 pieces of 28 ct white Jobelan, six 1-7/8" Dritz button covers, one skein each gold, red, green DMC 6 strand metallic floss, white Pearl Cotton #8 and Pearl Cotton #12, red and gold beads, assorted finishing trims, basting thread and needles. Explicit detailed technique instructions and charted designs, along with finishing techniques are included. In addition each kit will include a sample cloth kit to practice on in class, along with a complimentary PRE-stitched sample cloth, so each student can get right to the cutting and wrapping.

This is not a 'how to' learn Hard-anger class - prior Hard-anger stitching knowledge is required. Bring sharp embroidery scissors and additional magnification or lighting if needed.

JOIN US!

Take advantage of our Membership option! For one \$35 fee, you will receive free 3-day admission, a 2008 souvenir pin, and a priority class pre-registration with a 5% discount. Just check the Membership box on the Registration Form to join us.



302
\$155.00

A Shaker Box with Needlework Toys!

Susan Greening Davis,
Still Stitching with Susan, LLC

- *Exclusive Teaching Piece
- *8:00 am–11:45 am
- *Intermediate, Maximum 24 students

This is a very special opportunity! You will study and learn the construction for three small accessories - an unusual scissor holder, a "booklet" with an insertion stitch for pins and a needle holder that rolls up. 26 count Brussels linen with over-dyed floss is used to compliment the designs. The beautiful Shaker Box is included with the lining material.

Kit Contains: Shaker Box, lining material for the box, linen, floss, charts and photo. Please bring regular stitching supplies and light and magnification if needed.



303
\$158.00

Quaker Ruler Case

Catherine Theron,
Theron Traditions

- *Unpublished, Exclusive Teaching Piece
- *9:00 am–11:45 am
- *Intermediate, Maximum 30 students

Worked on 32ct cream linen, this lovely little triangular ruler case features a Quaker-inspired cartouche with birds and berries and the words, "peace, love, hope and faith." The inside houses a wee pocket for a 3 1/2" ruler, needle page and a saying taken from Psalms. The finished size is 4 1/2" square and is cross stitched over one thread in Sampler Threads. This is a companion to the Quaker Scissors Pocket.

Kit contains: Linen, practice fabric, needles, over-dyed threads, interlining, wool fabric, charts, instructions and ruler.

Please bring light or magnification if needed.



304
\$155.00

Turning Point Betsy Stinner, Earth Threads

- *9:00 am–12:45 pm
- *Unpublished, Exclusive Teaching Piece
- *Advanced, Maximum 25 students

This sampler is stitched on #28 count Cashel Vintage country grain linen. The size is 12" vertically and 7 7/8" horizontally. The sampler was stitched with Soie d'Alger in a wide range of hues including blues, purples, peaches, rusts and greens. The piece features a wide variety of specialty stitches that include Rice, Smyrna, Queen, Diamond Rhodes, Rhodes Heart, Upright Triple Cross, Four Sided, Cushion, Bullion, Fir, Wrapped Spider Web, Greek, Bounded Cross, Foliage, Enclosed Diamond Smyrna, Horizontal Smyrna, Fly Barrier, Chain, Herringbone Leaf, Double Cross, Claudia's, Weaving, Cross, Couched Cross Stitch Oblong Cross Tripled Tied, Trellis, Diamond Eyelet Variation and Satin stitches. The class will be taught with the assistance of a preface piece which will contain many of the stitches utilized in the sampler.

Kit contains: Linen, fibers, charts, instructions, photo, and needle.

Bring 3" hoop, light and magnification if needed.



305
\$188.50

Lucet Passementerie and a Silk Purse

Sherri Jones, Patrick's Woods

- *9:00 am–1:45 pm
- *Unpublished, Exclusive Teaching Piece
- *Intermediate, Maximum 20 students

Welcome a new guest to your workbox - the lucet! It is a lyre-shaped tool used in the 17th and 18th centuries to create custom trim. Learn the graceful art of creating square cords and flat braids that can be used for finishing and embellishing needlework. These trims are very useful and versatile alternatives to other common trims. This class is designed both for those who have never worked with a lucet and for those who would enjoy a new class about working with a lucet. The lucets made exclusively for this class are reproductions of an 18th century lucet finely handcrafted of wood. You will learn the basics of square cord and flat braid using pearl cottons and then elevate your skills to creating the very finest silk passementerie using soie perlee and silk serica. The kit also includes detailed instruction to create beaded trim and variations on two color trim and there will be a brief demonstration if time allows.

You will make a unique linen and silk purse to store your lucet collection and works in progress. The purse is embellished with silk flat braid and square cord and is embroidered in tent stitch and stem stitch in light teal and vintage browns. The purse is lined with silk and has pockets on each panel and a center drawstring style bag. Other lucets may be ordered.

Kit includes: Wooden lucet, linen, silks, silk lining, needles, interfacing, and instructions.

Saturday Afternoon



306
\$145.50

Pineapple Purse

Wendy White, Wee Works

- *12:00 pm–2:45 pm
- *Premier Exclusive Teaching Piece
- *Intermediate, Maximum 30 students

Who doesn't enjoy a tropical getaway with sandy beaches, gentle breezes, little umbrellas and Tiki Torches. This Pineapple Purse will put you in the proper mood to unwind. Large enough for the basic necessities (cell phone, sunglasses and suntan lotion). It is stitched on 32ct linen with space for personalization. Your pineapple is lined in luscious green silk and features a drawstring closure. Wear it as a handbag or over your shoulder and either way you'll be ready for whatever comes your way.

Kit includes: All materials to complete your project.

Bring light and magnification if needed.



307
\$198.00

A "Reddeworke" Drawstring Bag Beach Bag with Smalls

Lauren Sauer

Forget Me Nots In Stitches

- *12:00 pm–3:45 pm
- *Unpublished, Exclusive Teaching Piece
- *Intermediate/Advanced, Maximum 16 students

Celebrating voyages of all kinds, The Reddeworke Drawstring Bag is designed to hold any treasures combed along the way. The bag is embroidered entirely in red silk on sand 32ct Belfast linen using blackwork techniques and a variety of specialty stitches. Nun's stitches are used in the 6" x 7" bag's assembly. Two smalls have been designed to compliment your bag - a "flower of May" scissor fob and a "sacred cod" scissors rest. The filling for the cod's rest is not included.

Kit includes: Charts, diagrams, instructions, linen, silk, needles, finishing materials, silk lining and ribbons.

Please bring light or magnification if needed.

308
\$108.00



Hand-Y-Keep

Nan Euler

- * 12:00 pm–3:45 pm
- * Exclusive Unpublished Teaching Piece
- * All, Max 24 students

A variety of 17th century bands decorate the cover of this handy scissors keep. Each band is stitched in Double Running, Stepped Herringbone or alternating Herringbone. Using 34 count linen for the front and back and a silk cord and tassel attached to the scissors creates a retractable protection for your scissors.

Kit Contains: 1 full skein of over-dyed silk, needles, construction materials, photo and chart.

Please bring a 4" or 5" hoop, light and magnification if needed.



309
\$136.75

Quaker Scissors Pocket

Catherine Theron, Theron Traditions


- * Exclusive Unpublished Teaching Piece
- * 1:00 pm–4:45 pm
- * Intermediate, Maximum: 30

Create a beautiful scissors pocket on 32ct cream linen featuring Quaker-style motifs and a Florentine stitch pattern. The pocket is worked in counted cross stitch over one thread in Sampler Threads and features Quaker-style motifs, the year and family initials. Nestled next to the scissors is a tiny pincushion whose backside is worked in Florentine stitch and has room for your name. This is a companion to the Quaker Ruler Case.

Kit contains: Linen, practice fabric, needles, photos, directions, interlining, over-dyed threads, ultra suede and scissors.

Please bring light or magnification if needed.

310
\$185.00



Celadon

Jackie du Plessis, It's Fine-ally Finished

- * 2:00 pm–5:45 pm
- * Exclusive Unpublished Teaching Piece
- * Intermediate, Maximum 24 students

Celadon, the delicate, cool and slightly yellowish-green color was the inspiration for creating this oval-shaped etui.

Gorgeous ruffled-edge ribbons will be used to create this functional, palm-sized piece. In class you will learn how to manipulate the three sizes of ribbons - the widest for the outré case, a narrower ribbon for the interior compartments to store pins, packs of needle pages, bodkins, and thread winders and the third hand dyed silk ribbon to attach the tiny sterling thimble pincushion and glass storage container.

Working with hand dyed silk fibers and 30 ct linen you will start stitching a pulled thread technique used to make the front panel of your etui. These fibers stitched and twisted capture the soft and subtle tones of Jackie's vision of Celadon. You will learn how to create and embellish the scissor sheath on the silk back panel, how to use the ruffled edge ribbon to make the button pouch and waxer reticule, as well as how to make the tiny sterling thimble cushion. The focus of class will be on finishing techniques - shaping, preparing, joining, attaching, lacing, backing, structure, embellishment, cord making, application, button loops and bow making.

Kit includes: Written instructions graph, diagram, photos, complete stitching and finishing kit including all supplies to stitch and finish Celadon (sterling button and thimble cushion, glass bead container, carved mother of pearl buttons, Celadon color silk ribbon and fabric, antique needle page linen, hand dyed ribbon, Japanese silk ribbon).

Optional scrimshaw thread winder may be ordered.

Please bring Q-snap, notebook and basic stitching and finishing supplies.



311
\$127.00

Pineapple Stitches

Jeannette Douglas, Jeannette Douglas Designs

- * 2:00 pm–5:45 pm
- * Exclusive Unpublished Teaching Piece
- * Intermediate, Maximum 24 students

This piece is a lovely blend of old yet new again and a wonderful addition to the "stitches" series. You will be stitching on 32 count Pearl linen by Lakeside Linens using Gloriana silk, Silk n Colors, Kreinik metallic, beads. The dominant colors are gold and green including a new color of Gloriana hand dyed just for this piece. Come and learn the new Pineapple stitch, Square filling, Bargello and a few old favorites. Join me for a study of all things Pineapple.

Kit includes: 32 ct linen, Gloriana silk, Kreinik, needles, beads, chart and instructions.

Please bring to class Q-snap, scissors, scrape of practice linen, extra needles and light magnifier if needed.

Cape Cod Passport

Ann Pettit, Brightneedle

- * 3:00 pm–5:45 pm
- * Exclusive Unpublished Teaching Piece
- * Intermediate, Maximum 30 students



312
\$135.00

This premiere class of Brightneedles latest offering, Cape Cod Passport. It is a lovely collection of 4 small accessories stitched on 32 count linen and depict various towns and motifs related to Cape Cod. Included in the collection are Needlebook, Scissors Fob, Mini Ruler Slip and a small Satchel. The specialty stitches and over-one stitching are worked in a soothing sea-side palette of Weeks, Gentle Art and DMC flosses; all finishing is simple yet elegant.

The collection sits nicely in a small Shaker box (not included in your kit.)

Kit includes: Linen, floss, chart, photo, finishing supplies, antique watch vial (to hold a bit of sand from your favorite beach, which you then store in your satchel), and a small hand made maple ruler. **Bring to class light and magnification if needed..**

322
\$98.00

Framing a small Sampler

Pam Reed, Olde Colonial Designs

- * 1:00 pm–4:45 pm
- * Exclusive Unpublished
- * All, Maximum 24 students

"Experience the art of Needlework framing" with Pam of Olde Colonial Designs and daughter Tamara Finn. Join us as we demonstrate the lacing of needlework from small tiny frames to boxes and finishing items. The control you receive when using this method. We will supply you with a small frame suitable for floating Barbara Jackson's Pineapple Quest. You will practice lacing into this frame if you wish or just watch and take notes your choice. Floating of samplers can be a bit tricky so we will show you some tricks of the trade to float a hem stitched sampler.

Kit includes: Frame, Mount board, Lacing thread, needle and notebook. Please bring a ruler, scissors, pencil and straight pins to class.

Saturday Evening

SEE
\$58.50



Special Evening Event

Susan Greening Davis, Still Stitching with Susan, LLC

- * 7:00 pm–10:00 pm
- * Special Evening Event

A Fun Filled Event will it be a Yankee Swap? Deal or no Deal? Bingo? OR Something entirely different!! Only your Emcee knows???

What's in the Popper? Barbara Jackson has collected over 100 Toilet Paper rolls in record time just for you the attendees. What's in them?? How do I get one? Join Susan to find out.

Here it is again - the big Saturday Evening Event! Our hostess, Susan Greening Davis, has another fun-filled night for you. She has created a special keepsake of needlework that you will love. This is another of her "self-finishing" designs and we know that you will be stitching furiously to finish it and then enjoy its use. You may choose to stitch on it during the evening or you can do the work in the comfort of your jammies and slippers in your room. It is already done...so you can enjoy it while you work on the needlework that will attach to it...hmmmm...sounds "funderful" as Susan would say!!!

In the early evening Susan will be discussing her latest needlework adventures. She had the privilege to be selected to study in BOTH Italy and England last year!

Susan is very passionate about our goal of raising money for our charity Breast Cancer Research, as well as having some wonderful surprises to share with you. Join us for a little playtime, some learning, a kit, a gift, a yummy dessert buffet and time to relax with your friends and join in on the game. This night is a true Celebration of Needlework, that ALL of you need to come and support! It is a special way to support our fellow sisters, known or unknown, in fighting this disease.

Sunday Morning

400
\$115.00



Strawberry Trio

Barbara Jackson
Tristan Brooks

*8:00 am-1:00 pm

*Unpublished, Exclusive Teaching Piece
*All, Maximum 18 students

Renew your friendship with traditional crewel embroidery, that bastion of rich colors and inviting textures. This little Elizabethan design is just the ticket - featuring a wide variety of stitches from long and short to simple stem stitch. Each stitch does have its challenges, so you will concentrate on good techniques to coax the best from each student. Heathway crewel yarn, a quality hand dyed merino from England, will be used for the main stitching with highlights in Pearsall's silk. The foundation is linen over muslin, an English technique that produces a very sturdy stitching surface. Since this is a "back to crewel basics" class, it will be suitable for all levels. Come to enjoy a day of stitching and remembering when you did that first piece of crewel.

Please bring 10 x 10 stretcher bars (Evertites strongly recommended) or small slate frame, basting thread, 20 straight sewing pins, and light and magnification if needed. A 6" - 7" hoop with deep sides may also be used in lieu of the stretcher bars.

Kit includes: Threads, linen with design pre-drawn, muslin, and instructional booklet with color photos.



401
\$115.00

Strawberry Needle Roll

Nan Euler

*8:00 am-12:45 pm

*Unpublished

*All, Max 30 students

This adorable little pin cushion contains an attached flap for storing needles. It is a Pin Cushion Sampler of Common European Motifs. Stitched area is 6 x 6 done in shades of green, blue, and pink. Included in the directions is a selection of motifs to personalize the sampler/cushion. The Needle-roll flap is secured by a ribbon and button. Silver charms to embellish will be available in the Needlework shopping Mall.

Kit Contains: 34 count cream linen, Pearsall's silk, button, ribbon, wool felt, stuffing, and needles.

Please bring to class 5 or 6" hoop, paper scissors and embroidery scissors, light and magnification if needed.

SPECIAL NOTE ABOUT CLASS TIMES

Classes will end 15 minutes before the published time to allow for clean-up and to make sure students have enough time to get to their next class.

Women of Ships

Betsy Stinner
Earth Threads

*8:00 am-12:45 pm

*Exclusive Teaching Piece

*Intermediate,


Maximum 28 students

402
\$135.00



Who would have thought that there were women pirates who rode the high seas? This 4.29" x 13" sampler on 28ct vintage autumn fields Cashel linen in the rich colors of blue, green, rusty browns and white. You will learn 18 stitches and will practice many of these through the use of a preface piece. During the course of the presentation there will be a discussion of the female pirates who sailed the high seas. There will also be some sea music for your enjoyment. If you want to learn about some fascinating women and also learn new stitches in a relaxed and informative class, this is the one you want to sign-up for!

Kit includes: Fabric, Needlepoint silk and pearl cotton, needle, chart, and directions. Bring a hoop for 5" fabric and light magnification if needed.



403
\$98.00

M'Lady's Scrimshaw Keep-Safe

Lauren Sauer

Forget Me Nots In Stitches

*9:00 am-11:45 am

*Unpublished, Exclusive Teaching Piece

*Intermediate/Advanced,
Maximum 16 students

This unique and useful accordion folded, multi-pocketed project was designed to keep your collection of beautiful, valuable and fragile scrimshaw pieces - the bookmarks, buttons, rulers and winders- safe, protected and in one place until you are ready to add them to the embroidered projects for which they were intended.

Elegantly simple nun's stitches grace the exposed edges and running stitches create and secure the individual pockets, while capricious dragonflies flit from blossom to blossom for ornamentation. Space on the front and back covers is provided for personalization. A twisted cord rides easily through tiny brass rings side-to-side and when pulled up firmly creates the many folds of the safe-keep, keeping your ivory treasures safely tucked within their protective pockets. Wrap the cord several times around, and then tie the ends together. The Safe-Keep measures 1 3/8" x 4 1/4" closed and 4 1/4" x 10 1/4" opened.

Kit includes: Charts, diagrams, instructions, Legacy 34ct linen, silk fibers, needles and all "findings".

Please bring light or magnification if needed.

404
\$98.00



Pineapple Biscornu

Jeannette Douglas,
Jeannette Douglas
Designs

*9:00 am-11:45 am

*Unpublished, Exclusive Teaching Piece
*Intermediate, Maximum 24 students

Join Jeannette in stitching 2 Biscornu's to add a different flavor to your collection, if you haven't started one of these collections this is the class to start one. This class will include a design for a large Biscornu and a smaller one that attaches to each with a ribbon. The front and the back are totally different unlike others. You will be stitching on 32 count linen using silk threads with a variety of stitches to match Pineapple stitches.

Kit includes: Gloriana silks, Kreinik metallic, Wool, linen and detailed instructions.

Please bring 6" & 8"Q-Snaps, Scissors, extra needles and light magnification if needed.



405
\$155.50

Stitcher's Rule

Jackie du Plessis, It's Fine-ally Finished

*9:00 am-12:45 pm

*Unpublished, Exclusive Teaching Piece
*Intermediate, Maximum: 24 students

The Stitcher's Rule is a dark turquoise silk stitched case with matching silk interior pockets. These two structured pockets sandwich a small needle page cut from fine linen. The small metal etui ruler that inspired Jackie to create this project fits neatly into one of the interior pockets. In class you will discuss how to stitch and create this tiny rule and the focus will be on finishing techniques and steps to prepare the linen and silk, add structure and join silk to linen and linen to silk.

Kit includes: Written instructions, graph, diagram, photos, and complete stitching and finishing supplies (linens, silk fabric, templates, mat board, ribbon and the metal gauge).

Please bring Q-snap, notebook, rotary cutter and mat and basic stitching and finishing supplies.

BACK BY POPULAR DEMAND

Celebration of Needlework 2008 Fall Show

Returns to the Louisville Marriott October 8 - 11, 2008.



CELEBRATION OF NEEDLEWORK NH 2008 REGISTRATION FORM

PLEASE PRINT CLEARLY

PAYMENT (Circle one):

Name _____

Address _____

City _____

State _____ Zip _____

Phone (Day) _____

Phone (Eve) _____

Fax/E-Mail _____

Check Money Order Visa Mastercard Amex Discover

Enclose check or money order with this form, made payable to:
Celebration of Needlework.

Visa/Mastercard, Amex, Discover complete the following:

Print name as it appears on card _____

Card No. _____

Expiration Date _____

Signature: _____

REGISTRATION POLICIES - IMPORTANT - PLEASE READ

- * Registration begins March 1, 2008. Members receive priority.
- * Anything received before this date will be considered first day.
- * On-site registrations will be accepted at the show.
- * Registrations will be accepted by mail or fax. NO registrations will be taken by phone or e-mail.
- * Registrations will be processed in order of postmark date.
- * All registrations MUST include phone number.
- * Confirmations will be mailed 7-10 days from receipt of registration.
- * Please read and sign the cancellation policy, or this form will be returned to you, delaying the processing of your registration.

CANCELLATION POLICY

All requests for cancellation must be made in writing and be accompanied by your original confirmation form. A refund will be issued to you only if we are able to fill your place in class. There will be a \$25.00 Processing Fee for cancellation. Refunds will be issued approximately three weeks after the show.

I have read the Registration and Cancellation Policies.

Signature _____ Date _____

Please indicate below which classes you would like to participate in. We will make every effort to give you the classes of your choice, with priority given to Members. If your selection is full, we will contact you by phone or e-mail to see if you would like to make an alternate choice. Once your confirmation for classes has been sent to you, classes cannot be exchanged; you must cancel one class and register for another. We reserve the right to cancel any class that does not meet the teacher's minimum capacity. If a class is cancelled you will be notified and given the option of a refund or an alternate choice.

Please note that Celebrations 2008 will be held in two locations. This is the registration form for the April 30th-May 4th show in Nashua, NH only.

WEDNESDAY, 4/30/08 Please register for Preview Night if you plan to attend

| | Price |
|---|--------|
| <input type="checkbox"/> 92 1800's Workbox Accessories - Ditty Bag | 150.00 |
| <input type="checkbox"/> 93 A Fabulous Florentine Fir with Four Small Afterthoughts | 215.00 |
| <input type="checkbox"/> 94 Stitching for Christmas | 158.00 |
| <input type="checkbox"/> MNG Preview Night-Meet and Greet | FREE |

Total for Wednesday Classes \$ _____

THURSDAY, 5/1/08

| | Price |
|---|--------|
| <input type="checkbox"/> 100 Sakura | 125.00 |
| <input type="checkbox"/> 101 My Stitching Accessories (companion to My Finishing Accessories) | 185.00 |
| <input type="checkbox"/> 102 "Eight Pretties" Pin Cushion | 95.00 |
| <input type="checkbox"/> 103 Hidden Magnolia Sampler | 225.00 |
| <input type="checkbox"/> 104 Petite Samplaire | 99.75 |
| <input type="checkbox"/> 105 Strawberry Box | 138.00 |
| <input type="checkbox"/> 106 Rings of Roses Reticule | 185.00 |
| <input type="checkbox"/> 107 Pineapple Quest | 158.50 |
| <input type="checkbox"/> 108 New England Needlework Necessaire | 265.00 |
| <input type="checkbox"/> 109 Summerville Sunflowers Bag | 196.00 |
| <input type="checkbox"/> 110 Pooh's Temptation | 89.75 |
| <input type="checkbox"/> 111 Petit Point Workshop: The Maple Tree Sampler | 85.00 |
| <input type="checkbox"/> LEC A Stitch in Time Samplers of 19th Century AgingWomen | 35.00 |

Total for Thursday Classes \$ _____

FRIDAY, 5/2/08

| | Price |
|---|--------|
| <input type="checkbox"/> SSF Strolling the Show Floor (Members FREE) | 10.00 |
| <input type="checkbox"/> 200 Amish Work Basket Class | 138.00 |
| <input type="checkbox"/> 201 Good Fortune | 125.00 |
| <input type="checkbox"/> 202 Nantucket's Petticoat Row | 175.00 |
| <input type="checkbox"/> 203 Souvenir | 155.00 |
| <input type="checkbox"/> 204 Quaker Sewing Class | 169.50 |
| <input type="checkbox"/> 205 A Spot in the Mountains | 215.00 |
| <input type="checkbox"/> 206 Your Own Name Tag | 75.00 |
| <input type="checkbox"/> 207 Mrs. McGregor's Garden: The Wheelbarrow Scissors Keep/Pincushion | 235.00 |
| <input type="checkbox"/> 208 The Acorn Sampler | 135.00 |
| <input type="checkbox"/> 209 Infinite Tulip | 139.00 |
| <input type="checkbox"/> 210 Acorn Hill | 85.00 |
| <input type="checkbox"/> 211 My Beaded Garden Accessories | 155.00 |
| <input type="checkbox"/> 212 Beginner Hardanger | 88.00 |
| <input type="checkbox"/> RR1 Round Robin 1 | 49.00 |
| <input type="checkbox"/> RR2 Round Robin 2 | 49.00 |

Total for Friday Classes \$ _____

SATURDAY, 5/3/08

| | Price |
|--|--------|
| <input type="checkbox"/> 300 Autumn Etui | 95.00 |
| <input type="checkbox"/> 301 Hardanger Ornament Class | 98.00 |
| <input type="checkbox"/> 302 A Shaker Box with Needlework Toys! | 155.00 |
| <input type="checkbox"/> 303 Quaker Ruler Case | 158.00 |
| <input type="checkbox"/> 304 Turning Point | 155.00 |
| <input type="checkbox"/> 305 Lucet Passementerie and a Silk Purse | 188.50 |
| <input type="checkbox"/> 306 Pineapple Purse | 145.50 |
| <input type="checkbox"/> 307 A "Reddeworke" Drawstring Beach Bag with Smalls | 198.00 |
| <input type="checkbox"/> 308 Hand-Y-Keep | 108.00 |
| <input type="checkbox"/> 309 Quaker Scissors Pocket | 136.75 |
| <input type="checkbox"/> 310 Celadon | 185.00 |

| | |
|--|--------|
| <input type="checkbox"/> 311 Pineapple Stitches | 127.00 |
| <input type="checkbox"/> 312 Cape Cod Passport | 135.00 |
| <input type="checkbox"/> 322 Framing a Small Sampler | 98.00 |
| <input type="checkbox"/> SEE Special Evening Event | 58.50 |

Total for Saturday Classes \$ _____

SUNDAY, 5/4/08

| | Price |
|---|--------|
| <input type="checkbox"/> 400 Strawberry Trio | 115.50 |
| <input type="checkbox"/> 401 Strawberry Needle Roll | 115.00 |
| <input type="checkbox"/> 402 Women of Ships | 135.00 |
| <input type="checkbox"/> 403 M'Lady's Scrimshaw Keep-Safe | 98.00 |
| <input type="checkbox"/> 404 Pineapple Biscornu | 98.00 |
| <input type="checkbox"/> 405 Stitcher's Rule | 155.50 |

Total for Sunday Classes \$ _____

Class Subtotals \$ _____

Less Member Discount: \$ _____
Subtract 5% (subtotal x .05)

CLASS TOTAL \$ _____

EXTRAS

| | Price |
|---|-------|
| <input type="checkbox"/> Membership (includes 3-day unlimited Market admission) | 35.00 |
| <input type="checkbox"/> 3-day unlimited Market admission | 24.00 |
| <input type="checkbox"/> Souvenir tote bag | 28.00 |
| <input type="checkbox"/> Badge Holder | 6.00 |
| <input type="checkbox"/> 2007 Souvenir pin | 7.00 |
| <input type="checkbox"/> 2008 Souvenir pin | 7.00 |

Extras Total \$ _____

TOTAL AMOUNT DUE
(Class Total + Extras Total) \$ _____

SPONSORS

Pam Reed

Olde Colonial Designs
P.O. Box 704
Marshfield, MA 02050
pam@celebrationofnw.com
www.oldecolonialdesigns.com

Donna Reynolds

Creative Picture Framing
800 Main Street
Holden, MA 01520
508-829-3883
www.creativepictureframing.com

Norden Crafts

www.nordencrafts.com
Stitcher's Lounge Sponsor

Still Stitching with Susan

www.susangreeningdavis.com
Wednesday Night Preview Sponsor

Needlepoint Silk

&

Zweigart Linens by Joan Toggitt

Saturday Night Event Sponsors

Celebration of Needlework

P.O. Box 704
Marshfield, MA 02050
Fax: 781-934-0290
www.celebrationofnw.com

CELEBRATION N

OF NEEDLEWORK

Nashua, NH



MANCHESTER AIRPORT

| | |
|---------------------------|--------------|
| US Airways / US Express | 800-428-6522 |
| Delta Airlines | 800-221-1212 |
| Delta Connection Comair | 800-354-9822 |
| Continental Airlines | 800-525-0280 |
| Northwest Airlines | 800-225-2525 |
| Southwest Airlines | 800-435-9792 |
| United/United Express | 800-241-6522 |
| USAirways/ Express | 800-428-4322 |
| Pan Am Clipper Connection | 800-359-7262 |
| Air Canada | 888-247-2262 |

The Nashua Marriott

2200 Southwood Drive, Nashua, NH 03063
603-880-9100 • FAX 603-886-9489
www.marriott.com

The Nashua Marriott is tucked into the rolling hills of southern New Hampshire, only 45 minutes from Boston's Logan airport and 20 minutes from the Manchester, NH airport. The hotel offers free parking, indoor pool/whirlpool, health club, jogging trail, restaurant and lounge.

Please mention that you are attending the Celebration of Needlework and make your reservations using the number above to receive the special show rates.

(Group Code: CNWCNWA)

Single • Double • Rooms \$94.00

Free Airport/Hotel shuttle available with advance notice, **e-mail pam@celebrationofnw.com**
8% Hotel Tax is not included in the quoted price and is subject to change.

DIRECTIONS

From the Everett Turnpike in NH: Take Exit 8. Turn left at the 1st traffic light, into the Southwood Corporate Park. The hotel is up the hill and on the left.

From the South: (note: Rte. 3N becomes the Everett Turnpike at the MA/NH border)

From Boston area - 93 N to 495N to 3N
From Rhode Island - 24N to 95/128N to 3N
From NY State - 90E to 290E to 495N to 3N
From NY City - 91N to 84E to 90E to 290E to 495N to 3N
From Connecticut - 84E to 90E to 290E to 495N to 3N

From the North: 95S to 101W to 293S/101W. Follow signs for 101W towards Bedford. Take exit for Everett Turnpike South towards Nashua.

From N. Vermont: 89S to 93S to 293S through Manchester. Stay straight as the highway becomes the Everett Turnpike South.

From S. Vermont: 101E to 101aE. Follow 101aE 8 miles into Nashua (Amherst St.). Turn Left at lights signaling for Rte. 3 (Ground Round restaurant on left). Turn right at 3rd set of lights into Southwood Corporate Park.