

# CELEBRATION N

THE COURTYARD MARRIOTT IN NASHUA

OF NEEDLEWORK

April 29 - May 2, 2009

## Welcome...

...to the 17th Celebration of Needlework at our location in beautiful Nashua, New Hampshire. Our years of consumer shows are dedicated to our loyal stitchers who have supported the independent shops, designers and teachers for so many years. We offer these loyal customers the most unique independent retailers from the northeast and beyond, now offering five days of educational opportunities and three days of shopping, relaxation, and fun.

Our show brings you a merchandise mall bursting with top quality supplies and accessories. It is a stitcher's dream; models galore, fabulous fibers, luxurious linens, irresistible designs, outstanding finishing ideas, and 100's of items you never knew you needed. We welcome you to join us in Nashua, New Hampshire or at our planned November 6-8 Seminar in the fall. Look for our frequently updated web site and hotel information.

Celebration organizers have spent the past year reviewing proposals for more of the outstanding classes you have become accustomed to. Classes are designated as one of five skill levels to help you select the classes best suited to your personal expertise. Our teachers are an ensemble of talented needle artists who will encourage you to attain higher levels of craftsmanship and nurture you to overcome poor habits. We know you'll have a difficult time choosing from the long list of exciting offerings.

Class space is limited and most classes are offered only once over the five days. Pre-registration is required with only a limited number of on-site registrations depending on the teacher. Classes fill on a first-come, first-served basis. Visit our site, [www.celebrationofnw.com](http://www.celebrationofnw.com) to see color photographs and enlargements of class projects. Updates will be posted to our continuously revised website. Photo's and descriptions not available at the time of printing will be posted to the web as they become available. Pack up your stitching tote with your favorite necessities and bring any additional lighting/magnification you may require.

## Membership

A \$35 Membership to Celebration of Needlework brings you many great benefits: a 5% discount on all classes that you register for in advance of the deadline date, free admission to the wonderful shopping center during any of the hours it is open, and a 2009 souvenir pin. In addition, you will be given priority registration. Annual membership is valid for one calendar year (Jan 1—Dec. 31.) Look for the appropriate box on the registration form and include this fee in your total. If you've attended Celebration in the past you will recognize this as a great value.

## Special Events

**Our 14<sup>th</sup> Anniversary** Celebration will be filled with classes that keep getting better. As always join us for our free Meet N Greet Wednesday evening featuring some of our teachers and their projects. Lecture on ABC samplers by Eileen Bennett not to be missed. Once again Susan Greening Davis will be our emcee for the weekend. Join Susan for Stroll the show floor free to members or why not attend the Big Evening Event and Silent Auction where we have something real special for all the attendees. This fast paced night features a little fun, some learning, a kit, a gift, and a yummy dessert buffet. During the weekend don't forget to look for our display of gift baskets and purchase a raffle ticket to benefit Breast Cancer Research. Come and Show and Share with Susan, brag about that project you have completed. Now we couldn't forget our Round Robins the most popular little event of the weekend 4 teachers and 4 kits per session, this is one you won't want to miss out on so sign up early. Look over the registration form and consider these great special events!

## REGISTRATION PACKETS

Upon your arrival, please stop at the Celebration of Needlework desk to pick up your Registration packet.

## BASIC SUPPLIES FOR CLASSES

Your class fee includes a complete project kit, but be sure to note any supplies you are asked to bring along in the class description.

Also, bring the following to **every** class:  
Hoop or frame (4-6 inch diameter), ruler, pins, highlighter, very small sharp pointed scissors, and any other needlework tools you like to use. **Also, please read all class descriptions carefully to determine if you think you will need to bring light and/or magnification.**

## CELEBRATION OF NEEDLEWORK MERCHANDISE MALL HOURS

Thursday - Saturday: 9 am to 5:30 pm

**Admission:** \$9.00 per day,  
\$17.00 for a 2 day pass or  
\$24.00 for a 3 day pass

*For your safety, no strollers will be allowed in the Shopping Center.*

## Exhibiting Retailers & Designers

**Britstitch**  
770- 832-6273 | [www.britstitch.com](http://www.britstitch.com)

**Chris's Collection**  
413-569-5502

**Crossed Wing Collection**  
715-258-5915 | [www.crossedwing.com](http://www.crossedwing.com)

**Doodlin' Around Design**  
920-566-4035 | [www.doodlinarounddesign.com](http://www.doodlinarounddesign.com)

**Dutch Treat Designs**  
925-294-8621 | [www.dutchtreat.com](http://www.dutchtreat.com)

**Gitta's Designs**  
[www.gittas.com](http://www.gittas.com)

**J. Designs**  
952-884-7790 | [www.jdesignsbyjulie.com](http://www.jdesignsbyjulie.com)

**JAR Designs**  
[www.jardesigns.biz](http://www.jardesigns.biz)

**Mimi's Attic**  
866-619-8620 | [www.mimisattic.com](http://www.mimisattic.com)

**Olde Colonial Designs**  
[www.oldecolonialdesigns.com](http://www.oldecolonialdesigns.com)

**Scandinavian Stitches**  
203-637-6832 | [www.scandinavianstitches.com](http://www.scandinavianstitches.com)

**The BagSmith**  
216-921-3535 | [www.bagsmith.com](http://www.bagsmith.com)

**The French Needle**  
301-942-0901 | [www.frenchneedle.com](http://www.frenchneedle.com)

**The Heart's Content**  
920-494-9434 | [www.theheartscontent.com](http://www.theheartscontent.com)

**The Needle's Work Antiques**  
309-263-7766 | [www.needleworkantiques.com](http://www.needleworkantiques.com)

**Thread Express**  
207-926-3635 | [www.threadexpress.com](http://www.threadexpress.com)

**The Quilted Crow**  
866-266-9104 | [www.thequiltedcrow.com](http://www.thequiltedcrow.com)

**Yankee Cross Stitch**  
603-964-9434 | [www.yankeecrossstitch.com](http://www.yankeecrossstitch.com)

**94**  
**\$127.50**

**Treenware**

**Maureen Appleton**

\* 11:00 am–1:45 pm

\* Intermediate

Maximum 24 students

Maureen's Original Treenware collect all mustard box with Shaker Design in SILK will capture your stitching interests for certain. This charming reproduction spice box is easily adapted to our stitching nest. The simple design is re-created on 29-count natural Scottish Glen-shee linen with the application of several hues of the French Soie d'Alger silk fibers. A real stitching joy. Your box is of course included in your class kit. What a lovely addition to your stitching nest. Complete kit includes the linen, silk fibers, individually number-tagged, 26 & 28 gauge needles to accommodate your tiny stitches on the 29-count linen, colored photograph, complete instructions, as well as stitch tutorial, and mounting suggestions in your kit and class. Also felt bumpers for the bottom of your box to protect your furniture. Come enjoy the visit into our ancestor's era of these charming sewing or "gathering" boxes. Maureen's original adaptation. The box has a wonderful hand-rubbed mustard aging process, and affords that true vintage appearance.



**95**  
**\$265.00**

**New England Needlework Necessaire**

**Marcia Brown Smith**

\* Unpublished, Exclusive Teaching Piece

\* 11:00 am–3:45pm

\* Intermediate 24 Student

Primitive artist Elsie Di Cassio has created a charming container to depict early life in New England. Using exceptionally coordinated autumn-toned over dyed silk fibers and silk fabrics, Marcia has fashioned a luxurious interior for the box making it an elegant stitcher's companion. The box features a divided tray for scissor and needle storage with bargello elements and silk lining, as well as a larger storage section embellished with stitched linen edging and a prominent monogram. Each student will be assisted in creating their own monogram in class. A verse offering an ode to the stitching artist graces the final section with a silk passementerie embellishment. Hidden beneath the tray is a fully lined green silk interior with a tufted bottom that cradles a lovely turned wood covered container with pin cushion top and a colonial motif. Antique white 28ct Cashel linen is chosen for the ground and is covered with cross stitch, cloud filling stitch, bargello patterns, back stitch and satin stitch. Thread Gatherer's Silk n' Colors, Gloriana silks and Gumnuts silk from Australia are used to create an extraordinary object d'art that is both elegant and useful. You will finish a good deal of the box in class with careful instruction and demonstrations by Marcia.

**Kit includes:** Hand-painted round sewing box with tray, linen, linen ribbon, silk fibers, over-dyed fine ribbon trims, wooden pincushion, finishing materials containing silk fabrics, graphics, color photocopy and color photos in the text.

**Please bring** light and magnification if needed.

**96**  
**\$155.00**



**The Persian Pocket**

**Cynthia Zittel**

\* Exclusive Teaching Piece

\* 12:00 pm–3:45 pm

\* Intermediate, Maximum 25 students

Inspired by classical 14th century Persian Miniature painting, the Persian Pocket is a simple wallet with two interior pockets. It is stitched on 30 count Dower Quality "Sunflower" Legacy Linen using Needlepoint, Inc. Silk accented by gold blending filament that mimics the small areas of gold illumination found on traditional Persian Miniatures. The borders are worked in an intricate floral pattern inspired by those surrounding the main images of these paintings.

Several specialty stitches are incorporated in the border as well as hemstitching on the edges of the pockets. The main image of tress and leopards is worked over one thread of linen. The back and insides of the pocket have areas for personalization.

**Kit includes:** linen, silk, gold blending filament, silk lining fabric, all finishing supplies necessary to complete the pocket, chart, instruction booklet and complete finishing directions. Finished size folded: 6" wide by 4.5" tall. Finished size unfolded: 6" wide by 9" tall.

**97**  
**\$165.00**



**The Bebell Sampler**

**Sue Blomley**

\* Exclusive Teaching Piece

\* 12:00 pm–3:45 pm

\* Intermediate, Maximum 25 students

This sampler dated 1759 is beautifully colored in reds, gold, blues, greens, and yellow. Using Pearsall's silks on 35ct Edinburg linen the finished size is 15 1/2" x 15". It is stitched in cross stitch and satin stitch and finished with a drawn and pulled thread hem around the edge. Join Sue to make yourself a family heirloom.

**Kit includes:** linen, floss, needle, chart, instructions. Bring a stitching frame and a thimble.

**JOIN US!**

Take advantage of our Membership option! For one \$35 fee, you will receive 3-day admission, a 2009 souvenir pin, and a priority class pre-registration with a 5% discount. Just check the Membership box on the Registration Form to join us.

**98**  
**\$125.00**



**Kirsten's Tiny Treasures**

**Catherine Strickler**

\* Unpublished, Exclusive

Teaching Piece

\* 12:00 pm–4:45 pm

\* Advanced, Maximum 30 students

Kirsten's Tiny Treasures features a beautiful 4" x 4" x 2" high box with a hinged lid where the main design is seen. The interior of the box is lined with a stitched design. Inside the box are a pin keep (mounted to the underside of the lid), a needle-book, a needle-roll, Clover cutter pocket and Lo Ran needle threader pocket.

**Kit includes:** 32ct linen, silk, pearl cotton fibers, charts, instructions, diagrams, needle, photo, Clover cutter, Ultra Bond, craft weight felt, lining material and of course the 4 X 4 X 2 Lined wooden box.

**MEET N GREET**  
**WEDNESDAY NIGHT PREVIEW**  
Our Wednesday Night Preview from 5:30–6:45pm is the perfect opportunity to find your old stitching friends and to get to know new ones. You will be able to meet instructors who have arrived on Wednesday and find out if there are any vacancies in their classes. Each of our talented teachers will make a five minute presentation of the projects they will be teaching and show you their models. Afterwards, you are invited to examine their models and to enjoy coffee, tea, soft drinks and cookies while you socialize. Make sure that you check off this event on your registration form so that we have plenty of gourmet treats and a special free gift just for you!

**Thursday Morning**

**Strolling the Show Floor...**

**BEFORE it Opens!**

**Susan Greening Davis**

\* 8:00 am–9:00 am

\* All, Maximum 100 students

**100**  
**\$15.00**

Members Free, Nonmembers \$15: Please register early!

Wow! This was such a big hit last year we are doing it again! You will have the opportunity to stroll the entire needlework marketplace with Susan as your guide. You will receive a show guide so you can make a list of what you want to purchase. Susan will have all the inside information of what's new in each booth and also any limited items for sale...as soon as the market opens. That's right - you will already be inside the second the show opens. No more standing in line! This is so much fun, ask anyone that joined us last year. Sign up quickly and be part of the "in the know" shoppers at Celebration.



101  
\$99.75

**Amelia Gilbert - 1822**  
**Robin Laukhuf**

\*9:00 am-10:45 am

\*Beginner, Maximum 20 students

Amelia wrought her sampler in 1822, saying "Virtue alone can pleasure give. The honest only happy live." Join Robin for this fun-filled class and learn to perfect your Algerian eyelet stitch, cross stitching over one thread over two threads. Although this 11 1/4" x 9 1/4" class is for beginners, it can also be a great quick stitch for a seasoned stitcher. The Gilbert sampler is filled with vivid colors and Olde Willow's silk floss recreates Amelia's color palette. When you stitch with Robin you get a piece of history!

**Kit includes:** 28ct Country Cappuccino linen, silk floss, needle, chart, instructions and photo.

**Supplies:** Bring Q snaps

102  
\$89.50



**Best Friend**  
**Bunny**

**Terea Layman**

\*Exclusive Teaching Piece

\*9:00 am-11:45 am

\*Beginner, Maximum 25 students

In this beginning needle-felting class you will poke your frustrations away on some bits of unsuspecting wool roving. By the time we have finished you will have created an adorable new little friend (who else would let you treat them that way and still love you?). This is an amazingly easy technique to learn, very rewarding and only limited by your imagination. Set your new buddy on your computer to keep you company while you answer all those emails. Attach a pin back to him and wear him on your lapel. He will never talk back. This is so much fun and you will soon be addicted!

We supply everything you need to complete your new friend.

**Please bring light and magnification if needed**

**SOUVENIRS**

Be sure to stop at the registration desk to purchase a souvenir of your memorable Celebration 2009 weekend.

These items are limited edition.

Make your selection early so you won't be disappointed!

**SPECIAL NOTE**  
**ABOUT CLASS TIMES**

Classes will end 15 minutes before the hour to allow for clean-up and to make sure students have enough time to get to their next class.



103  
\$125.00

**The King James**  
**Needlecase**

**Sue Blomley**

\*Exclusive Teaching Piece

\*9:00 am-12:45 pm

\*Intermediate, Maximum 25

The King James Needlecase is stitched on 35ct Edinburg linen in summer khaki with Pearsall's silk in reds, pinks, blues, and charcoal. The case measures 3" x 6 1/2" and has two almost hidden pockets. The original dates from about 1715 and the design incorporates much symbolism and imagery. Half cross stitch, satin stitch and button-hole stitch are part of this elegant design.

**Kit includes:** Needle, floss, silk lining, felt, chart, instructions, interfacing. Bring a stitching frame.

104  
\$165.00

**La Papillon Pocket**  
**Marcia Brown Smith**

\*Exclusive Teaching Piece

\*9:00 am-1:45 pm

\*Intermediate,  
Maximum 24 students



Inspired by French grillwork and Carolinian ornamentation, this petite 3 1/2" x 4" pocket is created in stately black on cream panels featuring the alluring butterfly in a riot of silk over-dyed fibers from Gloriana and The Thread Gatherer. The back panel features a black grillwork border surrounding a large butterfly motif and this theme is carried to the front panel with a trio of smaller butterflies gracing the lower edge. Under the handsome flap is the ideal placement for personalization and the magnetic closure. The silk rattail handle is attached with jet beads and the interior features a boxed surround with a satin pillow-puff lining to nestle an accessory or perhaps a butterfly thread winder. Marcia will show you how easy it will be to assemble this delightful pocket and you will have fun creating this treasure on 32ct Belfast ivory linen. You may choose among five color ways for your butterflies.

**Kit includes:** Linen, Gloriana and Thread Gatherer silks, Anchor floss, mounting boards, beads, rattail, magnetic snap, chart, photo and instructions.

105  
\$135.00

**Little Green Acorns**  
**Sampler**

**Eileen Bennet**

\*Exclusive Teaching Piece

\*9:00 am-1:45 pm

\*Intermediate/Advanced,  
Maximum 24 students



Little Green Acorns Sampler, measures 4.1" x 10" and features 23 band designs on 32 ct light sand linen with scattered motifs which were popular during the 16th and 17th centuries. The acorn motif is prominent throughout and is worked with a variety of period stitches.

**Kit includes:** Linen, 12 skeins DMC, #24 tapestry needle, charting, stitch diagrams, photo, washing instructions and a bibliography of sampler stitching. Bring a 4" or 5" hoop.

**CELEBRATION OF NEEDLEWORK**  
Reserves the right to cancel any class with low enrollment (less than 10 Students)

106  
\$275.00



**American Sewing**  
**Roll**

**Catherine Theron**

\*Exclusive Teaching Piece

\*9:00 am-2:45 pm

\*Intermediate, Maximum 30 students

This primitive, American-style sewing roll features an exterior worked in Florentine stitch with DMC flosses and an interior pocketed with counted thread designs worked in subtle Sampler Threads. The finished size is approximately 6" x 15" and the colors used are soft pinks to raspberry red, greens and gold. The bottom pocket holds a charming basket of flowers surrounded by an alphabet, bees and family initials. The middle is filled with personalization and more bees. It also houses a needle case picturing a beeskep and containing wool pages and wee pockets for an optional scrimshaw set. The top area houses a pin keep with the saying "Polite Pins for Busy Bees." A wee scissor minder completes the ensemble.

**Kit includes:** linens in 25ct and 32ct, practice fabric, needles, DMC and over dyed threads, ultra suede, interlining, wool, wool batting, wool tape, photos and directions.

**Bring to class:** 9" x 20" stretcher bars with tacks for the Florentine stitch (not needed for class but will be used at home)

## Thursday Afternoon

### Front Yard Flowers

Cynthia Zittel

- \*Exclusive Teaching Piece
- \*12:00 pm-2:45 pm
- \*Intermediate, Maximum 25 students

107  
\$138.00

Designed to fit into Olde Colonials 4 X 4 Dowry Box, the front yard of this little sampler house is filled with flowers made of specialty stitches and bunnies stitched over one thread of linen. The traditional sampler alphabet, stitched over one thread of linen, sits at the top of the house. Your initials can be included in a special personalization area in the front yard. The sampler is worked on 32 Count "Dirty" Belfast linen using Needlepoint, Inc. and Dinky Dyes Silks. The inside of the box is finished with padded dupioni silk. A little needle book with motifs from the box is included in the set. Matching scissors fob available at the round robin.

**Class kit includes:** All silk fibers, linen, batting, silk, beads, dupioni silk for finishing the inside of the box and instruction booklet with detailed diagrams of all specialty stitches and finishing instructions. Box may be purchased separately



108  
\$115.00

### The Oak Box Sampler

Catherine Strickler

- \*Exclusive Teaching Piece
- \*1:00 pm-4:45 pm
- \*Intermediate, Maximum 24students

A traditional spot sampler worked on cream 32 count Belfast Linen with silk floss and mounted in a beautiful oak box (similar to the box used in the Victorian Sampler Box I taught a few years ago). Design size is 4 1/2 x 7 1/2 and includes many specialty stitches. If you like traditional samplers and or want to learn some new stitches join me for a few hours creating a piece to sit on an end table or in the bedroom for all those trinkets.

**Kit includes:** Oak box, threads, linen, color photo, diagrams, and complete instructions.

Bring light and or magnification if needed.

## CELEBRATION OF NEEDLEWORK MERCHANDISE MALL HOURS

Thursday - Saturday: 9 am to 5:30 pm

**Admission:** \$9.00 per day,  
\$17.00 for a 2 day pass or  
\$24.00 for a 3 day pass

*For your safety, no strollers will be allowed in the Shopping Center.*

109  
\$135.00

### Pretty in Pink Etui and Needle-book

Louise Henderson

- \*Exclusive Teaching Piece
- \*1:00 pm-5:45 pm
- \*Intermediate, Maximum 24 students




This dainty sewing wallet, measuring 4" x 6" when closed, is stitched on Access Commodities 34ct Puritan Grey linen with a collection of Anchor, Weeks, and Sampler Threads. Lined with a soft antique mauve pink silk lining and tied with a matching pink ribbon, it coordinates with the tiny 1 3/4" x 2" needle book. Inside are several pockets and MOP thread rings to hold an abundance of stitching supplies. The variety of stitches (Rhodes hearts, diagonal queen, half eyelets, queen, French knots, double running, tent, interlocking Gobelin and backstitch) make this a delightful piece to stitch. **Bring scissors for paper, boards and stitching.**

**Kit includes:** linen, fibers, thread rings, wool flannel, silk lining, silk ribbon, needles, boards, matching sewing threads, batting, glue stick, button, chart and instructions.

## JOIN US!

Take advantage of our Membership option! For one \$35 fee, you will receive free 3-day admission, a 2009 souvenir pin, and a priority class pre-registration with a 5% discount. Just check the Membership box on the Registration Form to join us.



110  
\$135.00

### Beyond Basketweave - A Needlepoint Patchwork

Kathy Kovacs

- \*Exclusive Teaching Piece
- \*2:00 pm-5:45 pm
- \*Beginner/ Intermediate
- Maximum 10students

Welcome to the world of needlepoint! A patchwork of stitches makes up this bright cube ornament worked on 14ct mesh mono canvas. Students will be introduced to the "grammar" of needlepoint and learn the basic needlepoint stitches of tent and basketweave. The fresh colors kelly, bordeaux and iris from Silk and Ivory, a luxurious silk and wool fiber blend, as well as Caron Collection's Watercolour passion will be used in a variety of specialty stitches (mosaic, scotch, Florentine, encroaching gobelin, leaf, and Byzantine) to create this project. A Rhodes heart and diamond eyelet will be done with Kreinik metallic to add a bit of sparkle. Kit includes instruction booklet, 14ct canvas mounted on stretcher bars, fibers, needle and foam block insert for finishing. Bring clamp or frame to hold stretcher bars.

## SKILL LEVELS

**All:** Suitable for everyone

**Beginner:** Knows how to thread a needle and has basic sewing knowledge

### Beginner/Intermediate

**Intermediate:** Reads moderately complex cross stitch charts calling for many color changes and worked in a variety of stitches; has worked over 2 threads on linen or other even-weave fabrics

### Intermediate/Advanced

**Advanced:** As a stitcher, you are familiar with most counted-thread stitches, are experienced and at ease stitching on fine-count fabrics, and enjoy learning complex techniques.

111  
\$158.75

### A Token of Friendship

Lauren Sauer

- \*Exclusive Teaching Piece
- \*2:00 pm-6:45 pm
- \*Advanced Maximum 16 students



The motifs on this 4 3/4" square single fold pocket were inspired by the antique Dutch patterns. The vibrant colors were taken from the colors of tulips that were the rage in early 17th century in Holland and Europe. The pocket is embroidered on antique white 32ct linen using brilliantly colored hand dyed and overdyed silk and cotton threads.

**Kit includes:** Linen, Silk and Cotton threads, Needle, Ribbon and all finishing supplies including fusible interfacing.



112  
\$82.50

### Bumbling Bullions

Teresa Layman

- \*Exclusive Teaching Piece
- \*3:00 to 6:00 pm
- Beginner
- Maximum 25 students

Have you ever wanted to make those lovely bullion stitch roses and never quite gotten the hang of manipulating the thread? Then this is the class for you. Learn to make bullions as we work on a set of gorgeous buttons. You will see what a versatile stitch this is as you stitch the bumblebees, roses and other sweet flowers. The buttons will be beautiful on your favorite sweater (or you could knit a new one especially to show them off) or see our other neat uses for inspiration.

**Kit includes:** All Supplies, please bring light and magnification if needed and embroidery scissors.

113  
\$99.75



### Beginning Hardanger

Julie Norton

- \*Unpublished, Exclusive Teaching
- \*3:00 pm–5:45 pm
- \*Beginner, Maximum 18 students

Hardanger stitch on 14ct aida is definitely the exception not the rule. Both the Charles Craft Huck Towel and the Plush Aberdeen Hand Towel are rich in texture and unique in design as each towel had a 14ct aida insert banding to which you will place one of two designs. Traditional hardanger cut work with satin surface motifs stitched white on white create a simplistic yet elegant look. A simple cross stitch design accents each traditional hardanger cutwork design, sure to fit any décor.

Valuable basting techniques, kloster block formation and design placement; along with flawless anchoring and binding are just a few of the techniques you will learn to get you started. Hands on cutting will "ease" all apprehension. Plain wrapped bars, dove's eye stitch and yes!! You will even learn the "Perfect Picot". I will provide for you a sample cloth ready to cut and wrap. This assures each and every student the chance to explore each phase of hardanger embroidery. Join us – we always have a GREAT time – sharing our passion for needlework.

**Kit Includes:** One Charles Craft White Huck Towel with 14ct aida insert, one Charles Craft White Plush Aberdeen Hand Towel, with 14ct Aida insert, 2 skeins White DMC Pearl Cotton #3, 1 skein White DMC Pearl Cotton #5, DMC floss, tapestry needles, basting thread, Explicit detailed charted instructions, stitch techniques and photo, 14ct Starter Sample Cloth, Pre-stitched 14ct Sample Cloth.

**Pre-requisite:** is the desire to learn. Please bring to class a sharp embroidery scissors and any magnification that you may need.

114  
\$110.00



### England is My Nation Robin Laukhuf

- \*Exclusive Teaching Piece
- \*5:00 pm–7:00 pm
- \*Intermediate, Maximum 20 students

Join Robin to reproduce this adorable 5 1/2" x 5 1/2" sampler on 32ct sand linen. She purchased the sampler while attending the Ackworth Needlework Symposium. Rebecca Hall wrought her cute little sampler piece circa 1825 while in London, England. She probably had to work on her spelling in her schooling, but she made up this deficiency in the charm and motifs and border she picked for her sampler. With a bold color palette and charming design you can see why Robin fell in love with it. You may look forward to a limited edition surprise in your class kit.

**Kit includes:** Fabric, needle, chart, Olde Willow silk floss, photo and instructions.

**Supplies: Bring Q snaps**

## Thursday Evening

115  
\$29.00

### The ABC's of Sampler Alphabets

Eileen Bennet

- \*6:00 pm–7:30 pm
- \*All, Max 60 students

#### Lecture

The Roman alphabet appears in almost every sampler from the 17th century forward. It took nearly 4,000 years for our alphabet to arrive in the form we know it today - 26 letters. Early on, why were there missing letters? Where did those different styles come from? What invention changed handwriting and our world? Why are alphabets on samplers? What sampler contains the earliest alphabet? Join Eileen as she travels "the alphabet road". Handouts will include "Terminology and Personalities," A Time Line of Events Influencing Language, Printing, and Alphabets," and a 1532 Black Letter Sampler chart.

116  
\$65.00



### Make It Take It Round Robin

- \*7:30 pm– 9:30 pm
- \*Beginner

#### Something NEW! WOOHOO!

You know those Celebration gals are always trying to make "it better"...which is VERY hard with such a wonderful event!  
BUT, here is the latest addition to the schedule of events!

**Thursday evening** will highlight a set of six "Make-It Take-Its"! Yes six! Each project will contain all of the supplies and information, to be able to sit and finish it sometime that weekend. You will have 20 min. with each of the six different teachers.....and you will have so much FUN!!

This is NOT like the Round Robins...as each table will be limited in size as these are hands on projects.

**SIGN UP QUICK** as space is very limited!!!

## Friday Morning

200  
\$168.00



### Near or Far Jackie du Plessis

- \*Unpublished, Exclusive Teaching Piece
- \*9:00 am–12:45 pm
- \*Intermediate, Maximum 24 students

This tote was developed to celebrate our bond as friends through needlework and our ever-growing need for a bigger stash. In class we will discuss, plan and create near or far. This carry-all has two side structural pieces, a gathered cotton pocket side and a stitching linen, pin keep side that flips up to showcase a secret storage section which consists of a removable scrimshaw and needle page.

The two side pieces pull apart and the tote stands and opens the large central cavity. It has a double sided silk ribbon hanger that is long enough to be worn over the shoulder. You will cut and create the templates for the two sides and the scrimshaw palette, discuss the makings of the central cavity, ribbon hanger and twisted cord. The class time will focus on the finishing techniques and steps - preparing linen and silk, adding structure, shaping, joining silk to linen and linen to silk, making twisted cord, bow making, attaching buttons and making the scrimshaw palette.

**Kit includes:** Written instructions, graph, diagram, photos and complete kit for stitching and finishing (all linen, silk fibers, cotton fabric, templates, mat board, batting, cut-out pattern, double sided ribbon, brass rings, glass head pins, mother of pearl button). Scrimshaw will be available for order.

**Please bring Q-snap, notebook, rotary cutter and mat and basic stitching and finishing supplies.**

201  
\$145.00

### The Pilgrim Etui

Sue Blomley

- \*Exclusive Teaching Piece
- \*9:00 am–12:45 pm
- \*Intermediate, Maximum 25 students

The Pilgrim Etui is stitched on 35ct Edinburg linen using Gloriana threads in blues, greens, and gold. It is a lining for an antique sterling silver cigarette case and has pockets for scissors and other necessities. There is a small pincushion and two needle pages. When closed the case protects all your necessities.

**Kit includes:** Linen, floss, antique sterling silver cigarette case, silk ribbon, interfacing, wadding, skirtex, chart, instructions, needle and photo.

202  
\$125.00



### Mary Queen of Scotts Sampler

Betsy Stinner

- \*Exclusive Teaching Piece
- \*9:00 am–12:45 pm
- \*Intermediate/Advanced, Maximum 24 students

Mary Queen of Scotts played a fascinating role in the Scottish and English history and this sampler is dedicated to her life. Besides learning the variety of stitches within this sampler you will learn about Mary's life .Stitches to be learned and practiced on a preface piece are queen, spat's head corner, detached buttonhole, Smyrna, double cross, enclosed diamond satin, herringbone leaf, and foliage. The dominant colors are metallic gold, blues, green and deep purple and are stitched with Soie d'Alger and a metallic thread on 28ct lambswool. The class will also learn how to work with metallics and silks.

**Kit includes:** Linen, silks, chart, directions, stitch diagrams and a bibliography on Mary Queen of Scotts. **Bring an embroidery hoop if you prefer to use one.**

## SOUVENIRS

Be sure to stop at the registration desk to purchase a souvenir of your memorable Celebration 2009 weekend.

These items are limited edition.

Make your selection early so you won't be disappointed!

203  
\$115.00

### Intermediate Hardanger

Julie Norton

- \*Exclusive Teaching Piece
- \*9:00 am-12:45 pm
- \*Intermediate/Advanced,
- Max 18 students



I saw this saying in an art shop and it just has resided with me. "Words to live and learn by" *Live Simply, Speak Gently, Care Deeply*. I guess I have thought of this as "my wish" for our Grand daughter Bella. I have designed this piece for her and it will hang in the room we are working in in our home. It will be the 'girly foo foo' guest room for when she comes to stay overnight with us.

"My Wish" is a stunning sampler 6.5" x 16" stitched on 28ct Flax Cashew linen. The simplicity of a vine cross stitched border carries throughout the piece; stitched either over two fabric threads or one fabric thread; stitched with Gentle Arts Sampler threads, in subtle hues of pinks, lavender, blue and green. Hardanger Stitches formed using Pearl Cotton #8 and #12, DMC 842; bring warmth of tone on tone.


**Stitches include:** General basting information, kloster block and design placement; flawless anchoring and binding. Plain wrapped bars, the Perfect Picot, spokes and dove's eye variation. The design is enhanced by a beautiful vintage laid dove's eye band, a raised chain band along with the Loop stitch and the Vandyke stitch. Buttonhole eyelets are sprinkled in around the ivy border.

Each student will be given a sample cloth to use as we review as a class my basic techniques; along with a pre-stitched sample cloth so we can get right to the 'good stuff'. Explicit charted design and detailed technique instructions included in each pattern chart pack.

**Kit Includes:** 28ct Cashel Linen - Flax, Pearl Cotton #8 DMC #842, Pearl Cotton #12 DMC #842, Gentle Arts Sampler Threads - Full 5 yard Skeins, Tapestry needles, basting thread, Explicit detailed charted instructions, stitch techniques and photo, Pre-Stitched Sample Cloth, Small Starter Sample Cloth.

**Pre-requisite:** is a complete knowledge and understanding/experience with working basic hardanger techniques on linen as this is not a 'how to learn hardanger class'.

Please bring to class a sharp embroidery scissors and any magnification that you may need..



204  
\$165.00

### The Underground Railroad Quilts

Eileen Bennett

- \*Exclusive Teaching Piece
- \*9:00 am-12:45 pm
- \*Beginner/Intermediate,
- Maximum 24 students

"Conceal and yet reveal" ....the story of the Underground Railroad is told in simple quilt patterns on 32ct Tan linen. The patterns were roadmaps helping slaves to flee north to their freedom. The displayed quilt was a message to pack provisions for the journey, paths to follow, how to dress for Concealment and to identify a 'safe house'. Eleven miniature 'freedom quilts' will be included and the traditions of these designs will be shared as you work. You may work in simple crosses or take a 'step beyond' with a variety of decorative stitches as done on the model. Hemstitching as a finishing technique is included during class time.

**Kit includes:** 24" x 55" linen, DMC fibers, #24 needle, 11 quilt charts, stitch diagrams, instructions, photo, washing instructions.

**Bibliography Lecture:** included with class. Sign up and join Eileen beginning this wonderful journey into the Underground Railroad.

Bring a 4" or 5" hoop.

205  
\$110.00

### Dash into it Fearlessly

Catherine Strickler

- \*9:00 am-1:45 pm
- \*Exclusive Teaching Piece
- \*Intermediate, Maximum 24 students



"A Drawn Thread Sampler" It's not as hard as it looks! Dive into the deep end of the pool with this drawn thread project, designed just for you the person who has wanted to learn Drawn Thread Work but just to scared to jump! Stitched on a light Sand Belfast Linen using Silk Floss and Pearl Cotton come and see how drawn thread work can be so addictive. Stitches include Cross Stitch over one, Spider Webs, Rhodes, and more.

**Kit includes:** Linen, Threads, Chart, Photo and all materials to complete this sampler.

Please bring good scissors, light and magnification if needed.



206  
\$155.50

### Isadore's Treasure

Louis Henderson

- \*9:00 am-1:45 pm
- \*Exclusive Teaching Piece
- \*Intermediate/Advanced,
- Max 24 students



The ladies of the 19th century had an abundance of treasures from all over the world. The verse on Isadore's Treasure says it all. This small sewing box is stitched on 36ct Lakeside Stormy Sea linen with Needlepoint Inc., Splendor and Thread Gatherer silks. The stitches are simple — cross stitch over one and two, diagonal queen, and backstitch. Inside the silk lined box and cover are pockets and wool needle pages. The entire cover and box are bound with custom dyed silk ribbon. You will concentrate on the finishing techniques.

**Kit includes:** linen, silk threads, silk ribbon, silk lining, wool flannel, button, sewing thread, boards, needles, chart and instructions.

Bring scissors for cutting board, paper, threads and fabric.

## REGISTRATION BEGINS ON March 3, 2009

No Registration Forms  
will be accepted before this date.

## ADVANCED REGISTRATION

## ENDS ON

April 18, 2009

After this date on-site will be accepted.

## Friday Afternoon

207 & 307  
\$235.00

### "Morning Has Broken" Sampler - 2 Parts

Catherine Theron

- \*Exclusive Teaching Piece
- \*Friday, Part 1: 1:00pm - 2:45pm
- \*Saturday, Part 2: 1:00pm - 3:45pm
- \*Intermediate, Maximum 30 students



This fanciful garden inspired sampler measuring 11" x 15" is worked on 32ct sandstone linen with a collection of silk and cotton threads in a palette of greens, golds, rusts, Williamsburg blues, and strawberry reds. The outer border is a meandering vine with leaves, strawberries and a variety of flowers and birds and bees are scattered throughout. There are four cartouches — two for your own personalization and two for information about your stitching group. An alphabet stitched in black, a beeskep and flowery shrubs grace the top of this sampler. A house on a hill with the opening lines, "Morning Has Broken," stitched into the grass completes the piece. Stitches used include cross stitch over one, smyrna, satin, backstitch, princess stitch, diagonal satin stitch, double leviathan, petit point, chain and spiral trellis.

**Kit includes:** linen, practice fabric, needles, silk and cotton fibers, color copy, directions and charts.

208  
\$126.00



### By The Beautiful Sea Lauren Sauer

- \*Exclusive Teaching Piece
- \*1:00 pm–4:45 pm
- \*Intermediate, Maximum: 16

This small and quick to work up cushion is a collage of motifs inspired by Lauren's many trips to the beach up and down the Atlantic coast — the cardinal points on a compass, a ship's wheel, the octagonal shape of a sailor's valentine and the wild flowers seen along the way. This project is stitched on 30ct Northern Cross linen, measures about 3' square and is embroidered with fibers from the Gentle Art. Completed and assembled it will tuck nicely into the seat of an adorable doll-sized beach chair.

**Kit includes:** All finishing materials, fibers, linen, chart, needle, instructions and an unfinished small chair. Students are responsible to paint the chair in a color of choice.



209  
\$230.00

### Chrysanthemums in Autumn Marcia Brown Smith

- \*Exclusive Teaching Piece
- \*1:00 pm–5:45 pm
- \*Intermediate, Maximum: 24 students

Chrysanthemums in autumn are a collaborative creation between primitive painter, Elsie DiCasio, and Marcia Brown Smith. The beautiful oval hand-painted box by Elsie was commissioned by Marcia and inspired by a unique scrimshaw box on exhibit at the Boston Society Museum in Boston. It features a graceful chrysanthemum garland trailing around the box exterior and the lid showcases a colonial settlement in Autumn with a spray of chrysanthemums. The interior of the box features 2 lidded compartments each with a dimensional chrysanthemum stitched and embellished with applied flower petals. Each compartment lid is completed with a hand-turned wooden knob for easy opening. A center section is lined with coordinating silk fabric and features a stitched verse. You will stitch in rich autumn tones of Gloriana Silks and Weeks Dye Works fibers. A lovely monogram and chrysanthemum spray grace the inner lid. A lovely pin cushion of exotic turned wood and silk ribbons adds to the interior. Two coordinating silk fabrics are featured in the box interior.

**Kit includes:** linen silks, cotton fibers, skirtex, foam board, turned wood base, silk ribbon, chart, instructions, needle and photo. Bring craft scissors.



### Love Is

Betsy Stinner

- \*Exclusive Teaching Piece
- \*2:00 pm–4:45 pm
- \*Intermediate/Advanced, Maximum 24 students

210  
\$115.00



This sampler features the quote "Love is a canvas furnished by nature and embroidered by imagination." The dominant colors are peach, blues and taupe. This project contains pulled thread work and there will be a presentation on the history of pulled thread work during class time. The stitches studied are satin, Priscilla, foliage, bullion, spider web, queen, modified eyelet, Rhodes diamond and Florentine. You will learn the variety of stitches on a preface piece during class

**Kit contains:** Everything required to stitch the sampler and preface piece including fibers, fabric, directions and needle.

211  
\$175.00



### Remember Me/Forget Me Not

Jackie du Plessis

- \*Unpublished Exclusive Teaching Piece
- \*2:00 pm–5:45 pm
- \*Intermediate, Max 24 students


Inspired by tiny Forget me not flower, whose name everyone remembers and the sentiments attached to the phrase "Remember me/forget me not", this diminutive needle case was born. Styled from an antique leather needle case from my collection, this tiny case has a functional interior with pin keep storage, gusset pocket and needle page area that's large enough to hold Premi scissors. The "Remember Me/forget me not" is created with a stitched linen exterior: a tiny stitched flower wreath and "Remember Me" phrase. The interior is constructed with silk fabric and a stitched linen panel that is used to create the needle page lining area as well as the front and inside of the gusset pocket.

Join me in class as we stitch parts of the interior panel, using two silk fibers (solid and hand dyed), creating a subtle washed effect and discuss all other stitches and assembly aspects of the "Remember Me/Forget me not" collection. We will also create a "practice" gusset for you to review once you assemble your "Remember Me/Forget me not" at home.

**Kit includes:** All supplies to stitch and finish this project: Detailed stitch graphs, stitch diagrams, instructions with color pictures of the finishing steps. Silk fabric, interfacing, skirtex, cotton batting, sterling heart shape flower charm, ribbons, fibers as well as the supplies and instructions to finish the Silk Keepsake case that holds the tiny "Remember Me/Forget me not" needle case. Scrimshaw used in model is optional and can be ordered from the order form enclosed in your kit.

**Students should bring their regular sewing/stitching supplies as well as fabric shears, paper shears, notebook and pencil.**

212  
\$105.00



### Lace Edge Doily

Julie Norton

- \*Exclusive Teaching Piece
- \*2:00 pm–5:45 pm
- \*Intermediate/Advanced, Maximum 18 students

Stitch on 28ct Cherub Pink Linen this 8" x 8" hardanger doily is edged with an intriguing lace buttonhole edge. The body of the design is constructed by the placement of a kloster block variation stitch. Plain wrapped bars with inner picots enhance the simplicity of this design without detracting from the delicate edging.

The class focus is on the formation of the lace edge, so it is helpful if the student has had previous experience working with 28ct linen. Class time will be used to create a smaller version of this doily design to familiarize one self with the process of cutting/pulling fabric threads and proceed with the placement of the lace edge.

**Kit Includes:** 28ct Cherub Pink Linen, Pearl Cotton #8 and #12 DMC #225, Small tension hoop, Basting thread, needles, Sample Cloth Starter Kit, Explicit detailed charted instructions, stitch techniques and photo.

**Pre-requisite:** complete knowledge and understanding of basic hardanger techniques as this is not a 'how to learn hardanger class'. Please bring to class a sharp embroidery scissors and any magnification that you may need.



213  
\$99.75

### Pincushion— What's the Point?

Robin Laukhuf

- \*Exclusive Teaching Piece
- \*3:00 pm–5:45 pm
- \*Beginner, Maximum 20 students

Join Robin on a historical journey into the past to examine the origins and the early styles of pincushions. You will follow the evolution of pincushions through centuries to its modern counterparts and then begin crafting a pincushion in class. Instructions and charts for two separate pincushions on 32ct Lambswool will be provided. The Olde Willow silks in this class will be a special limited edition. The class kit also contains a handcrafted cherry wood pedestal by MiLady's Needle to display one of your pincushions. Please note that the pin cushion stuffing and backing fabric are not included in this class.

Printed copy of the lecture, 2 designs, color photo, fabric, fibers, needle, finishing instructions and the Cherry Wood Pedestal.

**Supplies: Bring Q snaps**

## Friday Evening

214  
\$117.50

### Bird Of Colour Sewing Clamp

Maureen Appleton

- \* 5:00 pm–7:00 p am
- \* Intermediate, Maximum 24 students

Bird Of Colour Sewing Clamp is sure to complete your stitching nest to house all of your treasured pins, needles, accoutrement, and such. This fine black wrought iron sewing clamp reproduction is included in your class kit. A most complete class kit features 40-count hand-dyed "Muffin" linen, DMC cotton flosses, individually number-tagged, 26 & 28 gauge needles to accommodate your tiny half cross-stitches on the 40-count linen, colored photograph, complete instructions, as well as stitch tutorial, and mounting suggestions in your kit and class. Come enjoy the visit into our ancestor's era of these charming sewing clamps.

### SKILL LEVELS

**All:** Suitable for everyone

**Beginner:** Knows how to thread a needle and has basic sewing knowledge

**Beginner/Intermediate**

**Intermediate:** Reads moderately complex cross stitch charts calling for many color changes and worked in a variety of stitches; has worked over 2 threads on linen or other even-weave fabrics

**Intermediate/Advanced**

**Advanced:** As a stitcher, you are familiar with most counted-thread stitches, are experienced and at ease stitching on fine-count fabrics, and enjoy learning complex techniques.

215  
\$49.00



216  
\$49.00

### Round Robin

- \* 7:00 pm–8:00pm for session 1(215)
- \* 8:00 pm–9:00pm for session 2 (216)
- \* Beginner, Maximum: 50 per session

The two Round Robin classes are among the most popular classes we offer. It is your opportunity to receive four kits from four of our talented teachers. Each teacher will rotate to the classroom explaining the kit and any specialty stitches and offer ideas for finishing. Imagine four teachers and four kits in an hour class! Even more exciting is the chance to sign up for another Round Robin and double your fun and double your stash of projects to do at your leisure. Please note that due to time constraints finishing is not included, but the kits you take home will contain suggestions or instructions for completion. Bring a notebook to class. Sign up early - this too can be a sold out

## Saturday Morning

300  
\$155.00

### She Sells Sea Shells

Jackie du Plessis

- \* Unpublished, Exclusive Teaching Piece
- \* 9:00 am–12:45 pm
- \* Intermediate, Maximum 20 students



This pretty spiral shell pincushion and companion would be a lovely addition to your work basket. She Sells Sea Shells is stitched with soft coral silk fiber and hand dyed fibers on Legacy linen and finished with a wonderful taffeta and hand dyed silk ribbons.

Class time will be devoted primarily to construction techniques, demonstrations of how to manipulate the fabrics and ribbons as well as creating twisted cords/braids.

**Kit includes:** Complete kit with all stitching and finishing supplies. Graphs, instructions and color pictures.

**Students should bring their regular sewing/stitching supplies as well as fabric shears,**



301  
\$98.50

### Black Beauty Sewing Bag

Louise Henderson

- \* Exclusive Teaching Piece
- \* 9:00 am–12:45 pm
- \* All, Maximum 24 students


This dainty little boot is a sewing bag as well! It is stitched over one on 32ct black Lakeside Linen with Gloriana silk threads. The boot sides are joined with a backstitched border. Cord and 1" tassel laces around black beads to complete the finishing of the boot. The sewing bag is constructed of burgundy dupioni silk and has black silk ribbons for closure. If you love shoes, how can you resist this addition to your collection?

**Kit includes:** linen, beads, silk ribbon and silk fabric, bamboo stuffing; cards measured for tiny tassels, Gloriana silk and sewing threads to match the fabrics, chart, photo and instructions.

**Bring craft scissors for paper and needlework scissors stitching.**



302  
\$115.00



### Intermediate Techniques

Julie Norton

- \* Exclusive Teaching Piece
- \* 9:00 am–12:45 pm
- \* Intermediate/Advanced, Maximum 18 students

I asked my students what they would like to see offered as a future class and many of them requested a "techniques" class. No specific pattern or design to make but a chance for me to share my "tricks of the trade" so to speak. This is the first time I have offered a class like this; I think it will be helpful to you on many levels. Some of you have stitched hardanger for years and to pick up a few new techniques is always helpful. Each student will complete a small sample cloth – familiarizing you with 28ct linen. We will go over the value of basting and you will get a chance to learn my technique for flawless anchoring and binding. Then you will be given a pre-stitched sample cloth with various shapes and formations that you will then learn the following stitches.

The *Perfect Picot*, basic *Dove's Eye*, *Dove's Eye variation*, *adjoining wrap* (Greek cross) and the *Divided wrapped bars with Dove's Eye*. The "Spider in her lace web" stitch along with a stitch that has always fascinated me - the *Edelweiss* stitch – complex in technique, stunning when complete. We will also review the difference between a standard kloster block formation and the many kloster block variations as well as all buttonhole options. The stitch techniques are charted in explicit detail and photos, to which you will reference often.

**Kit Includes:** 28ct linen, Contrasting Pearl Cotton #8 and #12, Explicit detailed stitch technique directions and photos, Basting thread, needles, Pre-stitched Sample Cloths.



304  
\$98.50

### Shina's Tote

Susan Greening Davis


- \* Exclusive Teaching Piece
- \* 9:00 am–12:45 pm
- \* Intermediate, Maximum 12 students

Susan has created a lovely placket for the beautiful tote bag you will receive in class. The custom dyed fibers made especially for Susan are perfect for the 20ct lavender linen. You will learn a technique that made the Italians the elite of hem stitching. Special doo-dahs not included.

**Kit includes:** Tote, linen, fibers, chart, instructions, needle, and photo. Bring small very sharp scissors.



305  
\$99.75



### Tiny Took Needle Purse

Catherine Strickler

- \*Exclusive Unpublished Teaching Piece
- \*9:00 am – 1:45 pm
- \*Intermediate, Max 30 students

This charming folding needle purse has pockets for three needle tubes to hold different sizes of needles. Each tube has a cork stopper. The purse folds to a convenient 2 3/4" x 3" size and is fastened with a Key Toggle closure. This class includes an opportunity to learn lots of new stitches while completing a delightful gift for a friend or keep!

**Kit includes:** Silk and pearl cotton fibers, 32ct linen, color photo, instructions, diagrams, needle tubes with corks, ribbon and closure toggle.



306  
\$138.50

### The Mermaid's "Tiny Treasure" Box

Lauren Sauer

- \*Exclusive Teaching Piece
- \*9:00 am – 1:45 pm
- \*Intermediate, Maximum 16 students

This dear little paper-covered box is easily and quickly made entirely by hand. It is designed to fit inside the Mermaid's Sea Chest, an earlier project, and measures 3" side to side and 2" front to back and 2" deep. An embroidered band on 28ct carnation pink linen features themes and colors of the sea chest and lines the sides of the box. A tiny cushioned bottom lifts out to reveal a secret hiding place. The box may be left plain inside and out, but will be so much more delightful if embellished with objects from the sea. You may bring those extra sea embellishments to class.

**Kit includes:** linen, threads, beads, ribbon, needles, batting, fusible interfacing, Bristol board, patterned paper, an antique button from Lauren's personal collection, chart, instructions and photo.

#### MAKE-IT, TAKE ITS

Make-it, Take-its are small and economical designs that are offered as a special treat by our teachers. This opportunity is an informal class at tables in the foyer near the Merchandise Mall where teachers will be scheduled hourly. The teacher's names will be posted along with the price of the class and a small picture of the project. Make-it, Take-its are on a "first come, first served" basis and there will be no reservations. You would be wise to arrive promptly, take a seat and be ready to start on time!

## Saturday Afternoon

308  
\$125.00



### Yellow Rose Sampler

- \*Exclusive Teaching Piece
- \*1:00 pm – 4:45 pm
- \*Intermediate/Advanced, Maximum 24 students

A beautiful yellow rose border encases sprays of flowers, potted plants, fruit baskets, a fenced house, a swimming swan, a grape cluster and a variety of trees. This 10.5" x 14.8" reproduction sampler on 35ct cream linen teaches a variety of 18th and 19th century stitches. 35ct linen was chosen to reduce the size of the original design.

**Kit includes:** 17" x 22" linen, 18 skeins of DMC, #24 needle, chart, stitch diagrams, photo, washing instructions, and a 2 page bibliography of stitches. Bring a 4" or 5" hoop.



309  
\$200.00

### Nantucket's Petticoat Row

Marcia Brown Smith

- \*Exclusive Unpublished Teaching Piece
- \*1:00 pm – 5:45 pm
- \*Intermediate, Maximum 24 students

While their beloved ship captains were at sea in search of whale oil, the women of New England became industrious and enterprising by opening businesses along the busy waterfronts. These women created domestic commerce to sustain their families while their valiant seamen were away and the storefronts became known as "Petticoat Row." To commemorate these women the Nantucket Petticoat Row is created on 32ct antique white Belfast linen using the finest silks and over-dyes from Gloriana and Thread Gatherer to represent the cobblestone Main Street, the gay storefronts, the busy docks, the bustling chandlery and the local provisioner. The elevated docks make one feel as though the tides are lapping at the pilings waiting for the next ship's arrival. The classic Main Street landmark, the Abiah Folger Franklin fountain, which is festooned with flowers all summer is depicted by a lovely hand turned wood piece embellished with a riot of stitched flowers. Two ships wait to off load their cargo of oil barrels and reprovision for their next trip to sea. The many textures of this project require a broad variety of stitches such as Scotch, the wave stitch, gobelin, cross and satin and more. Widow's walks atop the busy storefront buildings with their cascading flower boxes allow the waiting mistresses to gaze out to sea anticipating the arrival of their seamen. These elements are presented in a handsome 8" x 8" Nantucket basket. All stitching and finishing steps will be demonstrated and applied in class.

**Bring craft scissors.**

**Kit includes:** Linen, fibers, mounting materials, turned wooden fountain, 8" Nantucket basket and pilings. **Please bring** light and magnification if needed.



310  
\$95.00

### Chant du Cygne Etui

Louise Henderson

- \*Exclusive Teaching Piece
- \*2:00 pm – 4:45 pm
- \*Intermediate, Maximum 24 students

"A Swan Song" is a small etui perfect as a take-along when space is limited. With two pockets and wool needle pages inside, it will hold a small pair of scissors, needles and other small stitching accessories. Custom dyed Deep Sea Blue silk ribbon matches the blue thread in the etui and coordinates with the blue-green silk lining inside. When closed with the silk ribbon tie this tiny piece is only 3 1/2" x 2 1/2". This dainty piece is stitched on Lakeside Linen 36ct Chantilly crème with Anchor threads. Specialty stitches include lazy daisy, double running, cross stitch over two and backstitch. Finishing techniques will be covered extensively. **Bring scissors for paper and stitching.**

**Kit includes:** linen, ribbon in 2 sizes, wool flannel, silk lining fabric, batting, fibers, scissors, silk thread, board, sewing and embroidery needles, waxer, chart and instructions.

### REGISTRATION BEGINS ON March 3, 2009

No Registration Forms  
will be accepted before this date.

### ADVANCED REGISTRATION ENDS ON April 18, 2009

After this date on-site will be accepted.

### Valse des Fleurs (Waltz of Flowers)

Cynthia Zittel

- \*Exclusive Teaching Piece
- \*2:00 pm – 5:45 pm
- \*Intermediate, Maximum 25 students

311  
\$138.00

Forty different flowers, made of forty different specialty stitches, waltz down the vines of this needlework bouquet. Stitched on 36 count hand dyed linen from Lakeside and Dinky Dyes Over-dyed Silk Floss this was designed to fit Olde Colonial's Pencil Box. The inside lid is finished as an oblong pin cushion using Dupioni silk and beads. Matching scissors envelope, and scissors fob complete the set.

**Class kit includes:** All silk fibers, linen, batting, silk, beads, dupioni silk for finishing the inside of the box and lining the scissors envelope and instruction booklet with detailed diagrams of all 40 different specialty stitches and finishing instructions. Box may be purchased separately from Olde Colonial Designs.



312  
\$169.00

### La Vie En Rose

Jackie du Plessis

- \* Unpublished, Exclusive Teaching Piece
- \* 2:00 pm–5:45 pm
- \* Intermediate, Maximum 20 students

This functional feminine needle book pin disk and storage case is stitched with over one stitches using hand dyed silk fibers on Legacy linen. The octagonal top pincushion rose motive flaps down to reveal addition areas for storage such as an ultra sued thread winder pocket and blush needle pages with a sterling rose charm. The interior was designed to hold a tiny pair of Etui scissors as well as a ribbon that holds a waxer and bead bottle. An alphabet was stitched on the back panel.

Class time will be devoted primarily to construction techniques; demonstrations of how to manipulate the fabrics and ribbons as well as creating those tiny roses that adorn the ribbon closure.

**Kit includes:** All stitching and finishing supplies. Graphs, instructions and color pictures.

**Optional item to order:** Scrimshaw button with Initial.

**Students should bring their regular sewing/stitching supplies as well as fabric shears, paper shears, notebook and pencil**

313  
\$125.00



### My Stitching Sampler Huswif

Robin Laukhuf

- \* Unpublished, Exclusive Teaching Piece
- \* 2:00 pm–4:45 pm
- \* Intermediate/Advanced, Maximum 20 students

Harriet Burbidge wrought this sampler of earthy tones at the youthful age of nine years. We will use Harriet's motifs in this lovely sewing set to make a purse, a fob and more surprise stitching accessories using 36 ct Chantilly Lace linen from Lakeside and full skeins of Olde Willow's new silk floss. This "must have" collection will be a great addition to your accessory heirlooms.

**Kit includes:** Linen, needle, photo, chart, full skeins of silk floss, and all finishing instructions with color pictures. Bring Q-snaps and extra light/magnification as needed.



**Bring light and magnification if needed as not all rooms are well lit.**

### Knot Again

Teresa Layman

- \* Exclusive Teaching Piece
- \* 4:00 pm–7:00 pm
- \* Beginner, Maximum 25 students



314  
\$145.00

Knots! and lots of them. We aren't called the "Knotty Girls" for nothing! Please join us as we indulge in one of our favorite pastimes of making lots of French and Colonial knots. We will help you to take the frustration out of these mysterious little stitches, and then, you too will be happily making lots 'o knots and wondering why you ever dreaded it. We will be working on a beautiful blackberry design that fits perfectly into one of Olde Colonial Designs beautiful boxes.

**Kit includes:** All supplies including the box. Please bring light and magnification if needed

### Saturday Evening

315  
\$59.50



### Saturday Evening Event

Susan Greening Davis

- \* 7:00 pm–10:00 pm
- \* All

Susan Greening Davis, our hostess for the weekend, has organized another dazzling event for our 2009 Celebration. This evening event was designed for the profits to benefit Breast Cancer Research and over the years attendees have donated many thousands of dollars through their generous participation. Once again it is time for a wild and wonderful celebration supporting our fellow sisters, survivors, those in treatment and those who care. Susan will share some of her stories, bring you an exclusive design made for the evening and explain our surprise game. She will tell you all about the Silent Auction and how you may bid and win the special items donated by our teachers, exhibitors, designers and distributors of needle art supplies. Auction fever will definitely be contagious! There will be a bonus breast cancer needle art project designed by our special guest Cynthia Zitell of The Drawn Thread. And, there is always the yummy dessert buffet to explore. This is a popular sold out event so sign up early; you won't want to miss out on all the wonderful surprises we have in store for you.

### Sunday Morning

### Splendor IXX

Maureen Appleton

- \* 9:00 am–11:45 am
- \* Intermediate, Maximum 24 students

400  
\$139.50

Splendor IXX mounted on such a fine quality Treenware Sewing Box. Created in a monochromatic hue of soft vintage brown to complement this reproduction wooden beauty. A soft pallet of boiled wool houses the stitched Splendor atop this box lid.

Follow Maureen's wonderful Splendor Series of uniquely stitched monochromatic cherished samplers. These replicate the charming coverlets of the seventeenth and eighteenth centuries.

Your class kit is most complete: Includes 40-count hand-dyed Scottish Glenshee Linen "Cottonfields". DMC cotton flosses, boiled wool in a complementary hue for the mounting of your stitched sampler. 26 & 28 gauge tapestry needles to accommodate your tiny half cross-stitches on the 40-count linen, colored photographs, complete instructions, as well as stitch tutorial, and mounting suggestions in your kit and class. This box is absolutely beautiful. Of course it is part of your kit.

401  
\$65.00



### Learning the Basics of Finishing

Donna Reynolds

- \* 9:00 am–11:45 am
- \* Beginner/Intermediate, Maximum: 24 students

Learn the secrets of fine hand finishing so that you can make Professional-looking ornaments, scissor fobs, tin toppers, door hangers, pins and basket toppers. Class time will include demonstrations for aluminum forms, felt backs, custom sizes using mat board, basket and tin toppers, padded box tops, door hangers, and making twisted cord. Bring along a small stitched piece to work on in class. You may order precut mat sizes if needed. There will be lots of models to examine.

**Kit includes:** Aluminum forms in a variety of sizes, fabrics for backing, muslin, padding, felt, floss for cording, Heat and Bond, lacing thread and needle, pin back, invisible thread, twisted cord reference chart, Tuck A Way ornament, a Spinster to make twisted cord, written instructions. You are welcome to photograph any models.

**Please bring to class craft scissors and normal stitching supplies.**

402  
\$175.00



### The Briar Rose Etui

Jackie du Plessis

- \* Exclusive Unpublished Teaching Piece
- \* 9:00 am–12:45 pm
- \* Intermediate, Maximum 24 students

The Briar Rose etui is stitched with delicate silk fibers. The soft silky pinks, muted mauve and antique golds, coloring the petite petals reminiscent of your grandmother's rose garden. When the etui is closed and tied with hand dyed ribbon, the etui forms a three dimensional standing object of needle art. Untied, the etui blooms, with a functional interior of six unique storage areas.

**Kit includes:** Linen, Silk Fibers, Needles and all finishing supplies including graphs, instructions and color pictures.



# CELEBRATION OF NEEDLEWORK NH 2009 REGISTRATION FORM

PLEASE PRINT CLEARLY

**PAYMENT (Circle one):**

Name \_\_\_\_\_

Check Money Order Visa Mastercard Amex Discover

Address \_\_\_\_\_

Enclose check or money order with this form, made payable to:  
Celebration of Needlework.

City \_\_\_\_\_

Visa/Mastercard, Amex, Discover complete the following:

State \_\_\_\_\_ Zip \_\_\_\_\_

Print name as it appears on card \_\_\_\_\_

Phone (Day) \_\_\_\_\_

Card No. \_\_\_\_\_

Phone (Eve) \_\_\_\_\_

Expiration Date \_\_\_\_\_

Fax/E-Mail \_\_\_\_\_

Signature: \_\_\_\_\_

### REGISTRATION POLICIES - IMPORTANT - PLEASE READ

- \* Registration begins March 3, 2009. Members receive priority.
- \* Anything received before this date will be considered first day.
- \* On-site registrations will be accepted at the show.
- \* Registrations will be accepted by mail or fax. NO registrations will be taken by phone or e-mail.
- \* Registrations will be processed in order of postmark date.
- \* All registrations MUST include phone number.
- \* Confirmations will be mailed 15 days from receipt of registration.
- \* Please read and sign the cancellation policy, or this form will be returned to you, delaying the processing of your registration.

### CANCELLATION POLICY

All requests for cancellation must be made in writing and be accompanied by your original confirmation form. A refund will be issued to you only if we are able to fill your place in class. There will be a \$25.00 Processing Fee for cancellation. Refunds will be issued approximately three weeks after the show.

I have read the Registration and Cancellation Policies.

Signature \_\_\_\_\_ Date \_\_\_\_\_

Please indicate below which classes you would like to participate in. We will make every effort to give you the classes of your choice, with priority given to Members. If your selection is full, we will contact you by phone or e-mail to see if you would like to make an alternate choice. Once your confirmation for classes has been sent to you, classes cannot be exchanged; you must cancel one class and register for another. We reserve the right to cancel any class that does not meet the teacher's minimum capacity. If a class is cancelled you will be notified and given the option of a refund or an alternate choice.

**WEDNESDAY, 4/29/09** Please register for Preview Night if you plan to attend

	Price
<input type="checkbox"/> 94 Treenware	127.50
<input type="checkbox"/> 95 New England Needlework Necessaire	265.00
<input type="checkbox"/> 96 The Persian Pocket	155.00
<input type="checkbox"/> 97 The Bebell Sampler	165.00
<input type="checkbox"/> 98 Kirsten's Tiny Treasures	125.00
<input type="checkbox"/> 99 Meet and Greet-Members Free	5.00

Total for Wednesday Classes \$ \_\_\_\_\_

**THURSDAY, 4/30/09**

	Price
<input type="checkbox"/> 100 Strolling the Show Floor (Members FREE)	15.00
<input type="checkbox"/> 101 Amelia Gilbert - 1822	99.75
<input type="checkbox"/> 102 Best Friend Bunny	89.50
<input type="checkbox"/> 103 The King James Needlecase	125.00
<input type="checkbox"/> 104 La Papillion Pocket	165.00
<input type="checkbox"/> 105 Little Green Acorns Sampler	135.00
<input type="checkbox"/> 106 American Sewing Roll	275.00
<input type="checkbox"/> 107 Front Yard Flowers	138.00
<input type="checkbox"/> 108 The Oak Box Sampler	115.00
<input type="checkbox"/> 109 Pretty in Pink Etui and Needle-book	135.00
<input type="checkbox"/> 110 Beyond Basketweave - A Needlepoint Patchwork	135.00
<input type="checkbox"/> 111 A Token of Friendship	158.75
<input type="checkbox"/> 112 Bumbling Bullions	82.50
<input type="checkbox"/> 113 Beginning Hardanger	99.75
<input type="checkbox"/> 114 Inglanid is My Nation	110.00
<input type="checkbox"/> 115 The ABC's of Sampler Alphabets	29.00
<input type="checkbox"/> 116 Make It Take It (Round Robin)	65.00

Total for Thursday Classes \$ \_\_\_\_\_

**FRIDAY, 5/1/09**

	Price
<input type="checkbox"/> 200 Near or Far	168.00
<input type="checkbox"/> 201 The Pilgrim Etui	145.00
<input type="checkbox"/> 202 Mary Queen of Scotts Sampler	125.00
<input type="checkbox"/> 203 Intermediate Hardanger	115.00
<input type="checkbox"/> 204 The Underground Railroad Quilts	165.00
<input type="checkbox"/> 205 Dash Into It Fearlessly	110.00
<input type="checkbox"/> 206 Isadore's Treasure	155.50
<input type="checkbox"/> 207 "Morning Has Broken" & 307 Sampler - Parts 1 & 2	235.00
<input type="checkbox"/> 208 By The Beautiful Sea	126.00
<input type="checkbox"/> 209 Chrysanthemums in Autumn	230.00
<input type="checkbox"/> 210 Love Is	115.00
<input type="checkbox"/> 211 Remember Me/Forget me Not	175.00
<input type="checkbox"/> 212 Lace Edge Doily	105.00
<input type="checkbox"/> 213 Pincushion - What's the Point?	99.75
<input type="checkbox"/> 214 Bird of Colour Sewing Clamp	117.50
<input type="checkbox"/> 215 Round Robin 1	49.00
<input type="checkbox"/> 216 Round Robin 2	49.00

Total for Friday Classes \$ \_\_\_\_\_

**SATURDAY, 5/2/09**

	Price
<input type="checkbox"/> 300 She Sells Sea Shells	155.00
<input type="checkbox"/> 301 Black Beauty Sewing Bag	98.50
<input type="checkbox"/> 302 Intermediate Techniques	115.00
<input type="checkbox"/> 304 Shina's Tote	98.50
<input type="checkbox"/> 305 Tiny Tool Needle Purse	99.75
<input type="checkbox"/> 306 The Mermaid's "Tiny Tresor" Box	138.50
<input type="checkbox"/> 307 (please register as #207)	
<input type="checkbox"/> 308 Yellow Rose Sampler	125.00

	Price
<input type="checkbox"/> 309 Nantucket's Petticoat Row	200.00
<input type="checkbox"/> 310 Chant du Cygne Etui	95.00
<input type="checkbox"/> 311 Valse des Fleurs (Walts of the Flowers)	138.00
<input type="checkbox"/> 312 La Vie En Rose	169.00
<input type="checkbox"/> 313 My Stitching Sampler Huswif	125.00
<input type="checkbox"/> 314 Knot Again	145.00
<input type="checkbox"/> 315 Saturday Evening Event	59.50

Total for Saturday Classes \$ \_\_\_\_\_

**SUNDAY, 5/3/09**

	Price
<input type="checkbox"/> 400 Splendor IXX	139.50
<input type="checkbox"/> 401 The Basics of Finishing	65.00
<input type="checkbox"/> 402 The Briar Rose Etui	175.00

Total for Sunday Classes \$ \_\_\_\_\_

Class Subtotals \$ \_\_\_\_\_

Less Member Discount: \$ \_\_\_\_\_

Subtract 5% (subtotal x .05)

**CLASS TOTAL** \$ \_\_\_\_\_

**EXTRAS**

	Price
<input type="checkbox"/> Membership (includes 3-day unlimited Merchandise Mall admission)	35.00
<input type="checkbox"/> 3-day unlimited Mall admission	24.00
<input type="checkbox"/> 2-day unlimited Mall admission	17.00
<input type="checkbox"/> Souvenir tote bag	28.00
<input type="checkbox"/> Badge Holder	6.00
<input type="checkbox"/> 2009 Souvenir pin	7.00

Extras Total \$ \_\_\_\_\_

**TOTAL AMOUNT DUE**  
(Class Total + Extras Total)  
**(Class Total + Extras Total)** \$ \_\_\_\_\_

## SPONSORS

### Pam Reed

Olde Colonial Designs  
P.O. Box 704  
Marshfield, MA 02050  
pam@celebrationofnw.com  
www.oldecolonialdesigns.com

### Donna Reynolds

Creative Picture Framing  
800 Main Street  
Holden, MA 01520  
508-829-3883  
www.creativepictureframing.com

### Norden Crafts

www.nordencrafts.com  
Stitcher's Lounge Sponsor

### Zweigart Linens by Joan Toggitt

www.zweigart.com  
Wednesday Night Preview Sponsor

### Needlepoint Silk

www.needlepointsilk.com  
Saturday Night Event Sponsor

Celebration of Needlework  
P.O. Box 704  
Marshfield, MA 02050  
Fax: 774-283-4645  
www.celebrationofnw.com

# CELEBRATION N

OF NEEDLEWORK

## Nashua, NH



### MANCHESTER AIRPORT

US Airways / US Express	800-428-6522
Delta Airlines	800-221-1212
Delta Connection Comair	800-354-9822
Continental Airlines	800-525-0280
Northwest Airlines	800-225-2525
Southwest Airlines	800-435-9792
United/United Express	800-241-6522
USAirways/ Express	800-428-4322
Pan Am Clipper Connection	800-359-7262
Air Canada	888-247-2262

### The Courtyard Marriott Hotel

2200 Southwood Drive, Nashua, NH 03063  
603-880-9100 • FAX 603-886-9489  
www.marriott.com

The Courtyard Marriott Hotel is tucked into the rolling hills of southern New Hampshire, only 45 minutes from Boston's Logan airport and 20 minutes from the Manchester, NH airport. The hotel offers free parking, indoor pool/whirlpool, health club, jogging trail, restaurant and lounge.

Please call 603-880-9100, mention that you are attending the Celebration of Needlework and make your reservations by April 15, 2009 to receive the special show rates.

Single • Double • Triple/Quad • Rooms start at \$97

Shuttle Service available for a charge: Bulldog Transportation 800-567-1934

*8% Hotel Tax is not included in the quoted price and is subject to change.*

### DIRECTIONS

**From the Everett Turnpike in NH:** Take Exit 8. Turn left at the 1st traffic light, into the Southwood Corporate Park. The hotel is up the hill and on the left.

**From the South:** (note: Rte. 3N becomes the Everett Turnpike at the MA/NH border)

From Boston area - 93 N to 495N to 3N  
From Rhode Island - 24N to 95/128N to 3N  
From NY State - 90E to 290E to 495N to 3N  
From NY City - 91N to 84E to 90E to 290E to 495N to 3N  
From Connecticut - 84E to 90E to 290E to 495N to 3N

**From the North:** 95S to 101W to 293S/101W. Follow signs for 101W towards Bedford. Take exit for Everett Turnpike South towards Nashua.

**From N. Vermont:** 89S to 93S to 293S through Manchester. Stay straight as the highway becomes the Everett Turnpike South.

**From S. Vermont:** 101E to 101aE. Follow 101aE 8 miles into Nashua (Amherst St.). Turn Left at lights signaling for Rte. 3 (Ground Round restaurant on left). Turn right at 3rd set of lights into Southwood Corporate Park.